










St Mary's C of E Primary School Dover

Week Beginning: 5.7.21

Class: R

Teacher: Miss Riley

	Monday 5.7.21	Tuesday 6.7.21	Wednesday 7.7.21	Thursday 8.7.21	Friday 9.7.21
Phonics	<p>Listen</p> <p>Listen to the story of the 'The Singing Mermaid'</p> <p>https://www.youtube.com/watch?v=KznvI5gnnvQ</p>  <p>What happens to the Singing Mermaid? Is Sam Sly a good person?</p>	<p>Adjectives</p> <p>Make a list of words to describe the singing mermaid's tail e.g. scaly, slimy, smooth, wet, bumpy, shiny and rough.</p> 	<p>Story Sequencing</p> <p>With an adult, sequence the story of The Singing Mermaid in the correct order. Click on the link below and add numbers or print, cut and stick in order.</p> <p>https://www.liveworksheets.com/worksheets/en/English as a Second Language (ESL)/Storytelling/The singing mermaid my461514gs</p> 	<p>Favourite Part</p> <p>Draw and label your favourite part of the story.</p>   	<p>Writing</p> <p>Using the picture prompt attached, can you have a go at writing some simple sentences in your home learning book? What you can see?</p> <div data-bbox="1650 724 1934 1130"> <p>What Can You See Under the Sea?</p> <p>Write some sentences about the picture.</p>  <p>Example: ... The fish can swim.</p> <p>_____</p> <p>_____</p> <p>_____</p> <p>_____</p> <p>_____</p> </div>






St Mary's C of E Primary School Dover

Week Beginning: 5.7.21

Class: R

Teacher: Miss Riley

<p>Maths</p>  <p>Phase: Find my pattern</p>	<p><u>Learning goal:</u> Sharing</p> <p>Week 2 – Session 1 https://whiterosemaths.com/homelearning/early-years/find-my-pattern-week-2/</p> <p>Then complete the activity below https://worm-13b48.kxcdn.com/wp-content/uploads/2021/05/PDF-Find-My-Pattern-Wk-2-Session-1-Sharing.pdf</p>	<p><u>Learning goal:</u> Teddy Bear Picnic</p> <p>Week 2 – Session 2 https://whiterosemaths.com/homelearning/early-years/find-my-pattern-week-2/</p> <p>Then complete the activity below https://worm-13b48.kxcdn.com/wp-content/uploads/2021/05/PDF-Find-My-Pattern-Wk-2-Session-2-Teddy-Bear-Picnic.pdf</p>	<p><u>Learning goal:</u> The doorbell rang</p> <p>Week 2 – Session 3 https://whiterosemaths.com/homelearning/early-years/find-my-pattern-week-2/</p> <p>Then complete the activity below https://worm-13b48.kxcdn.com/wp-content/uploads/2021/05/PDF-Find-My-Pattern-Wk-2-Session-3-The-Doorbell-Rang.pdf</p>	<p><u>Learning goal:</u> Grouping</p> <p>Week 2 – Session 4 https://whiterosemaths.com/homelearning/early-years/find-my-pattern-week-2/</p> <p>Then complete the activity below https://worm-13b48.kxcdn.com/wp-content/uploads/2021/05/PDF-Find-My-Pattern-Wk-2-Session-4-Grouping.pdf</p>	<p><u>Learning goal:</u> Grouping (2)</p> <p>Week 2 – Session 5 https://whiterosemaths.com/homelearning/early-years/find-my-pattern-week-2/</p> <p>Then complete the activity below https://worm-13b48.kxcdn.com/wp-content/uploads/2021/05/PDF-Find-My-Pattern-Wk-2-Session-5-Grouping-2.pdf</p>
<p>Afternoon Activity</p>	<p>Science Under the Sea, What can you see?</p>  <p>With an adult look at the Under the Sea. What can you see? PowerPoint, which is attached. Are</p>	<p>Art</p> <p>Imagine you could be a mermaid/merman for the day. What would your tail look like? Where would you go?</p> <p>Create your own tail using collage, paint, glitter etc.</p>	<p>Circus Role Play</p> <p>With an adult look at the Circus Photo PowerPoint attached.</p>  <p>Then watch the circus video below. Can you</p>	<p>Pollution</p> <p>There is a lot of plastic and rubbish being dumped into rivers and oceans around the world.</p> <p>Watch the Go Jetties video to find out more and then discuss with a grown up.</p>	<p>Singing and Dancing</p> <p>Just Dance Disney Party – Under the sea https://www.youtube.com/watch?v=SH-7A3NVQbY</p>



St Mary's C of E Primary School Dover

Week Beginning: 5.7.21

Class: R

Teacher: Miss Riley

any of the sea creatures from the PowerPoint in the Singing Mermaid story?



Next...

Can you sort different animal pictures?
Which animal live underwater? Which animals live on land?

Land and Ocean Sorting

Cut and paste the animals into the correct habitat

Land	Ocean



point out any of the performers?

<https://www.youtube.com/watch?v=cuXej0mWK-c>

Next... Create your own circus!



Can you have a go at juggling?
Can you balance on a beam?
Can you hula hoop?
Could you write and sell tickets?
Could you make a den to perform in?



<https://www.bbc.co.uk/teach/class-clips-video/pshe-eyfs-ks1-go-jetters-environment-weather-and-climate/zfb3scw>

How can we help to care for the ocean?

Discuss what does and doesn't belong in the ocean?

e.g. Fish belong in the ocean,
bottles do not.



FOUNDED 1789



St Mary's C of E Primary School Dover

Week Beginning: 5.7.21

Class: R

Teacher: Miss Riley

These activities are linked to the learning that is being completed in class this week.

If you have any questions or would like to share with me what your child has done then please feel free to email me sam.riley@stmarysprimary.net

Please continue to read with your child using resources online, Kent Libraries or books from home.