



# St Mary's C of E Primary School Dover

Week Beginning: 21.6.21

Class: R

Teacher: Miss Riley

	Monday 21.6.21	Tuesday 22.6.21	Wednesday 23.6.21	Thursday 24.6.21	Friday 25.6.21
Phonics	<p><b>Read: Nan's Pet</b> (See separate attachment)</p> <div data-bbox="489 711 840 1118" data-label="Image"> </div> <div data-bbox="911 737 1497 1075" data-label="Image"> </div> <p>Read the book with a grown up every day.</p> <p>Encourage children to use their phonics skills to sound out words.</p>				<p><b>Encourage the children to answer the story questions at the back of the book.</b></p>







# St Mary's C of E Primary School Dover

Week Beginning: 21.6.21

Class: R

Teacher: Miss Riley

<p>Maths</p>  <p>Phase: First, then and now</p>	<p><b>Learning goal:</b> Making new shapes with 2 right-angle triangles</p> <p><b>Week 2 – Session 1</b> <a href="https://whiterosemaths.com/homelearning/early-years/first-then-now-week-3/">https://whiterosemaths.com/homelearning/early-years/first-then-now-week-3/</a></p> <p>Then complete the activity below <a href="https://worm-13b48.kxcdn.com/wp-content/uploads/2021/05/PDF-First-Then-Now-Wk-3-Session-1-Making-New-Shapes-with-2-Right-Angled-Triangles.pdf">https://worm-13b48.kxcdn.com/wp-content/uploads/2021/05/PDF-First-Then-Now-Wk-3-Session-1-Making-New-Shapes-with-2-Right-Angled-Triangles.pdf</a></p>	<p><b>Learning goal:</b> Making new shapes with squares</p> <p><b>Week 2 – Session 2</b> <a href="https://whiterosemaths.com/homelearning/early-years/first-then-now-week-3/">https://whiterosemaths.com/homelearning/early-years/first-then-now-week-3/</a></p> <p>Then complete the activity below <a href="https://worm-13b48.kxcdn.com/wp-content/uploads/2021/05/PDF-First-Then-Now-Wk-3-Session-2-Making-New-Shapes-with-Squares.pdf">https://worm-13b48.kxcdn.com/wp-content/uploads/2021/05/PDF-First-Then-Now-Wk-3-Session-2-Making-New-Shapes-with-Squares.pdf</a></p>	<p><b>Learning goal:</b> Grandpa's Quilt</p> <p><b>Week 2 – Session 3</b> <a href="https://whiterosemaths.com/homelearning/early-years/first-then-now-week-3/">https://whiterosemaths.com/homelearning/early-years/first-then-now-week-3/</a></p> <p>Then complete the activity below <a href="https://worm-13b48.kxcdn.com/wp-content/uploads/2021/05/PDF-First-Then-Now-Wk-3-Session-3-Grandpas-Quilt.pdf">https://worm-13b48.kxcdn.com/wp-content/uploads/2021/05/PDF-First-Then-Now-Wk-3-Session-3-Grandpas-Quilt.pdf</a></p>	<p><b>Learning goal:</b> Making new shapes with Tangrams</p> <p><b>Week 2 – Session 4</b> <a href="https://whiterosemaths.com/homelearning/early-years/first-then-now-week-3/">https://whiterosemaths.com/homelearning/early-years/first-then-now-week-3/</a></p> <p>Then complete the activity below <a href="https://worm-13b48.kxcdn.com/wp-content/uploads/2021/05/PDF-First-Then-Now-Wk-3-Session-4-Making-New-Shapes-with-Tangrams.pdf">https://worm-13b48.kxcdn.com/wp-content/uploads/2021/05/PDF-First-Then-Now-Wk-3-Session-4-Making-New-Shapes-with-Tangrams.pdf</a></p>	<p><b>Learning goal:</b> Pattern Blocks</p> <p><b>Week 2 – Session 5</b> <a href="https://whiterosemaths.com/homelearning/early-years/first-then-now-week-3/">https://whiterosemaths.com/homelearning/early-years/first-then-now-week-3/</a></p> <p>Then complete the activity below <a href="https://worm-13b48.kxcdn.com/wp-content/uploads/2021/05/PDF-First-Then-Now-Wk-3-Session-5-Pattern-Blocks.pdf">https://worm-13b48.kxcdn.com/wp-content/uploads/2021/05/PDF-First-Then-Now-Wk-3-Session-5-Pattern-Blocks.pdf</a></p>
<p>Afternoon Activity</p>	<p>Watch the story of Handa's Surprise or read the story if you have a copy.</p> 	<p>Handa wanted to give her friend Akeyo the fruit basket as a gift. If you were going to give a gift to your friend, what would you it be? Can you draw a picture?</p>	<p>Challenge children to weave strips of paper to create a pattern like Handa's basket.</p> 	<p>Design and make your own African animal mask.</p> 	<p>When we are at school, we love to sit quietly and relax for 5 minutes before beginning our afternoon activities. You can sit and watch the pictures or close your eyes if you want to.</p> <p>Today we are going to relax and listen to some African music.</p>



# St Mary's C of E Primary School Dover

Week Beginning: 21.6.21

Class: R

Teacher: Miss Riley

[https://www.youtube.com/watch?v=XyIV\\_xYi0as](https://www.youtube.com/watch?v=XyIV_xYi0as)

Our story today was based in Africa.



Can you find Africa on a map?  
What is the weather like?

Is it hot or cold?

What animals live there?

What clothes would you need to wear if you visited Africa?

How could you get to Africa from England?



If you are new to paper weaving, there is a 'how to guide' attached separately.



<https://www.youtube.com/watch?v=L7m61Em4A5k>



FOUNDED 1789



## St Mary's C of E Primary School Dover

Week Beginning: 21.6.21

Class: R

Teacher: Miss Riley

These activities are linked to the learning that is being completed in class this week.

If you have any questions or would like to share with me what your child has done then please feel free to email me [sam.riley@stmarysprimary.net](mailto:sam.riley@stmarysprimary.net)

Please continue to read with your child using resources online, Kent Libraries or books from home.