



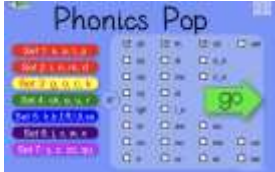




# St Mary's C of E Primary School Dover

Week Beginning: 10.5.21

Class: R

Teacher: Miss Riley

	Monday 10.5.21	Tuesday 11.5.21	Wednesday 12.5.21	Thursday 13.5.21	Friday 14.5.21		
Phonics	<p><b>Alphablocks Learn to Read</b> Level 3 – sh, ch, th, ng</p> <p><a href="https://www.youtube.com/watch?v=B6AuolrT1L4">https://www.youtube.com/watch?v=B6AuolrT1L4</a></p> 	<p><b>Help a Hedgehog</b></p> <p><a href="https://www.ictgames.com/mobilePage/helpAHedgehog/index.html">https://www.ictgames.com/mobilePage/helpAHedgehog/index.html</a></p>  <p>Once the game has loaded select one of these options:</p> <table border="1" style="margin-left: auto; margin-right: auto;"> <tr> <td style="padding: 5px;"><i>Phase 2</i> CVC words</td> <td style="padding: 5px;"><i>Phase 3</i> sh, ch, th, ng</td> </tr> </table>	<i>Phase 2</i> CVC words	<i>Phase 3</i> sh, ch, th, ng	<p><b>Phonics Pop</b></p> <p><a href="https://www.ictgames.com/phonicsPop/index.html">https://www.ictgames.com/phonicsPop/index.html</a></p>  <p>Select these sounds: sh, th and ch .</p>	<p><b>Tricky Words - Magic Camera Game</b></p>  <p>See full instructions at the bottom of this document.</p>	<p>What stories do you have at home? Choose your favourite to read to your grown-up. Can you spot any tricky words?</p> <p style="text-align: center;"> <span style="margin-right: 20px;">I</span> <span style="margin-right: 20px;">to</span> <span style="margin-right: 20px;">no</span> <span style="margin-right: 20px;">go</span> </p> <p style="text-align: center;"> <span style="margin-right: 20px;">the</span> <span style="margin-right: 20px;">was</span> <span style="margin-right: 20px;">she</span> </p> <p style="text-align: center;"> <span style="margin-right: 20px;">he</span> <span style="margin-right: 20px;">me</span> <span style="margin-right: 20px;">we</span> </p> <p style="text-align: center;"> <span style="margin-right: 20px;">my</span> <span style="margin-right: 20px;">be</span> </p>
<i>Phase 2</i> CVC words	<i>Phase 3</i> sh, ch, th, ng						
<p>Maths</p> 	<p><b>Learning goal:</b> Number patterns to 20</p> <p><b>Week 1 – Session 1</b> <a href="https://whiterosemaths.com/homelearning/early">https://whiterosemaths.com/homelearning/early</a></p>	<p><b>Learning goal:</b> Matching picture to numeral</p> <p><b>Week 1 – Session 2</b> <a href="https://whiterosemaths.com/homelearning/early">https://whiterosemaths.com/homelearning/early</a></p>	<p><b>Learning goal:</b> Ten frame, fill beyond 10</p> <p><b>Week 1 – Session 3</b> <a href="https://whiterosemaths.com/homelearning/early">https://whiterosemaths.com/homelearning/early</a></p>	<p><b>Learning goal:</b> Estimating game</p> <p><b>Week 1 – Session 4</b> <a href="https://whiterosemaths.com/homelearning/early">https://whiterosemaths.com/homelearning/early</a></p>	<p><b>Learning goal:</b> 10 frame subtraction game</p> <p><b>Week 1 – Session 5</b> <a href="https://whiterosemaths.com/homelearning/early">https://whiterosemaths.com/homelearning/early</a></p>		



# St Mary's C of E Primary School Dover

Week Beginning: 10.5.21

Class: R

Teacher: Miss Riley

<p>Phase: To 20 and beyond</p>	<p><a href="https://www.wrm-13b48.kxcdn.com/wp-content/uploads/2021/03/PDF-To-20-Beyond-Wk-1-Session-1-Number-Patterns-to-20.pdf">-years/to-20-beyond-week-1/</a></p> <p>Then complete the activity below <a href="https://www.wrm-13b48.kxcdn.com/wp-content/uploads/2021/03/PDF-To-20-Beyond-Wk-1-Session-1-Number-Patterns-to-20.pdf">https://www.wrm-13b48.kxcdn.com/wp-content/uploads/2021/03/PDF-To-20-Beyond-Wk-1-Session-1-Number-Patterns-to-20.pdf</a></p>	<p><a href="https://www.wrm-13b48.kxcdn.com/wp-content/uploads/2021/03/PDF-To-20-Beyond-Wk-1-Session-2-Matching-Picture-to-Numeral.pdf">y-years/to-20-beyond-week-1/</a></p> <p>Then complete the activity below <a href="https://www.wrm-13b48.kxcdn.com/wp-content/uploads/2021/03/PDF-To-20-Beyond-Wk-1-Session-2-Matching-Picture-to-Numeral.pdf">https://www.wrm-13b48.kxcdn.com/wp-content/uploads/2021/03/PDF-To-20-Beyond-Wk-1-Session-2-Matching-Picture-to-Numeral.pdf</a></p>	<p><a href="https://www.wrm-13b48.kxcdn.com/wp-content/uploads/2021/03/PDF-To-20-Beyond-Wk-1-Session-3-Ten-Frame-Fill-Beyond-10.pdf">years/to-20-beyond-week-1/</a></p> <p>Then complete the activity below <a href="https://www.wrm-13b48.kxcdn.com/wp-content/uploads/2021/03/PDF-To-20-Beyond-Wk-1-Session-3-Ten-Frame-Fill-Beyond-10.pdf">https://www.wrm-13b48.kxcdn.com/wp-content/uploads/2021/03/PDF-To-20-Beyond-Wk-1-Session-3-Ten-Frame-Fill-Beyond-10.pdf</a></p>	<p><a href="https://www.wrm-13b48.kxcdn.com/wp-content/uploads/2021/03/PDF-To-20-Beyond-Wk-1-Session-4-Estimating-Game.pdf">years/to-20-beyond-week-1/</a></p> <p>Then complete the activity below <a href="https://www.wrm-13b48.kxcdn.com/wp-content/uploads/2021/03/PDF-To-20-Beyond-Wk-1-Session-4-Estimating-Game.pdf">https://www.wrm-13b48.kxcdn.com/wp-content/uploads/2021/03/PDF-To-20-Beyond-Wk-1-Session-4-Estimating-Game.pdf</a></p>	<p><a href="https://www.wrm-13b48.kxcdn.com/wp-content/uploads/2021/03/PDF-To-20-Beyond-Wk-1-Session-5-Ten-Frame-Subtraction-Game.pdf">homelearning/early-years/to-20-beyond-week-1/</a></p> <p>Then complete the activity below <a href="https://www.wrm-13b48.kxcdn.com/wp-content/uploads/2021/03/PDF-To-20-Beyond-Wk-1-Session-5-Ten-Frame-Subtraction-Game.pdf">https://www.wrm-13b48.kxcdn.com/wp-content/uploads/2021/03/PDF-To-20-Beyond-Wk-1-Session-5-Ten-Frame-Subtraction-Game.pdf</a></p>
<p>Afternoon Activity</p>	<p><b>Listen to the story of 'The Enormous Turnip'</b> <a href="https://www.youtube.com/watch?v=mGw5yTOPTSQ">https://www.youtube.com/watch?v=mGw5yTOPTSQ</a></p>  <p>Who are the characters in the story? What was your favourite part and why?</p>	<p>Can you think of any other words to describe the enormous turnip's size? You could write a list of these words.</p> 	<p>Create your own stick puppets. Retell the story in your own words.</p> 	<p>Ask a grown up to hide different vegetables around your home. Can you find any of them? When you find one, draw a picture. Then see if you can find another one.</p> 	<p>What is a scarecrow? Scarecrows protect seeds and food whilst they are growing. Could you make, paint or draw one?</p> 



## St Mary's C of E Primary School Dover

Week Beginning: 10.5.21

Class: R

Teacher: Miss Riley

These activities are linked to the learning that is being completed in class this week.

If you have any questions or would like to share with me what your child has done then please feel free to email me [sam.riley@stmarysprimary.net](mailto:sam.riley@stmarysprimary.net)

Please continue to read with your child using resources online, Kent Libraries or books from home.

### Tricky Words - Magic Camera Game



Using the word bank below, write each tricky word on a separate piece of paper or you can just add the new words to your collection if you've had a go at this game previously. When the words have been written down, stick them in different places around your home.

Remember when your child sees a tricky word, it cannot be sounded out, it must be recognised as a whole word. Children read the tricky word and take a 'photo' of it, using a pretend camera.

**Tricky Word Bank:** I, to, go, no, the, he, she, we, me, be, you, all, are, her, was, they, my