





## St Mary's C of E Primary School Dover

Week Beginning: 3.5.21

Class: R

Teacher: Miss Riley

	Monday 3.5.21	Tuesday 4.5.21	Wednesday 5.5.21	Thursday 6.5.21	Friday 7.5.21
Phonics	<b>Bank Holiday</b>	<b>Phonics noughts and crosses.</b> <ol style="list-style-type: none"> <li>First, draw out a grid like the one below and record different sounds inside. <div style="display: flex; justify-content: space-around; border-collapse: collapse;"> <div style="border: 1px solid black; padding: 5px;">e</div> <div style="border: 1px solid black; padding: 5px;">n</div> <div style="border: 1px solid black; padding: 5px;">c</div> </div> <div style="display: flex; justify-content: space-around; border-collapse: collapse;"> <div style="border: 1px solid black; padding: 5px;">l</div> <div style="border: 1px solid black; padding: 5px;">r</div> <div style="border: 1px solid black; padding: 5px;">m</div> </div> <div style="display: flex; justify-content: space-around; border-collapse: collapse;"> <div style="border: 1px solid black; padding: 5px;">t</div> <div style="border: 1px solid black; padding: 5px;">o</div> <div style="border: 1px solid black; padding: 5px;">s</div> </div> </li> <li>Decide who is going to be noughts and who is going to be crosses.</li> <li>Take it in turns to say a sound.</li> <li>If you get it write cross or circle the sound.</li> </ol>	Watch these videos and practice reading the Tricky Words. <div style="text-align: center;">  </div> <p> <a href="https://www.youtube.com/watch?v=e2lWkrFFbwg">https://www.youtube.com/watch?v=e2lWkrFFbwg</a>   <a href="https://www.youtube.com/watch?v=VzpAJVE0OW8">https://www.youtube.com/watch?v=VzpAJVE0OW8</a> </p>	Listen to the words and join in. Blending Bingo Phase 2 sets 1-5 <div style="text-align: center;">  </div> <p> <a href="https://www.ictgames.com/mobilePage/bingoOriginal/index.html">https://www.ictgames.com/mobilePage/bingoOriginal/index.html</a> </p>	<b>Warm Up</b> Stepping Stones Use a selection of the words from the word bank below to create your own stepping stones. Write each word onto a separate piece of paper. Spread the pieces of paper over the floor. Ask your child to jump from one word to another as if they were jumping on stepping stones. As they jump they have to read the word. Make sure they say the word before they jump to the next stepping stones.  <b>Word Bank</b> sat, tap, sip, pin, nap, dad, sad, sam, and, mat, man, gap, pig, dig, got, pop, can, cot, kid, kit, kick, sock, pick, net, ten, pet, vet, van, fox, box, tug, bug, zip, zap, chip, chop, ship, shop, shell, wish, moth.




## St Mary's C of E Primary School Dover

Week Beginning: 3.5.21

Class: R

Teacher: Miss Riley

		<p>5. The winner is the person with the most noughts or crosses.</p> <p>As an extra challenge, you could play the game again but write simple words inside the grid rather than letter sounds e.g. cat, dog, pen, zip</p>			
<p>Maths</p>  <p>Phase: Building 9 and 10</p>	<b>Bank Holiday</b>	<p><b>Learning goal:</b> <b>Building with 3D shape</b></p> <p><b>Week 3 – Session 1</b>  <a href="https://whiterosemaths.com/homelearning/early-years/building-9-10-week-3/">https://whiterosemaths.com/homelearning/early-years/building-9-10-week-3/</a></p> <p>Then complete the activity below  <a href="https://worm-13b48.kxcdn.com/wp-content/uploads/2021/02/PDF-Building-9-10-Wk-3-Session-1-">https://worm-13b48.kxcdn.com/wp-content/uploads/2021/02/PDF-Building-9-10-Wk-3-Session-1-</a></p>	<p><b>Learning goal:</b> <b>Matching 3D shape</b></p> <p><b>Week 3 – Session 2</b>  <a href="https://whiterosemaths.com/homelearning/early-years/building-9-10-week-3/">https://whiterosemaths.com/homelearning/early-years/building-9-10-week-3/</a></p> <p>Then complete the activity below  <a href="https://worm-13b48.kxcdn.com/wp-content/uploads/2021/02/PDF-Building-9-10-Wk-3-Session-2-3-D-shape-Matching-Objects.pdf">https://worm-13b48.kxcdn.com/wp-content/uploads/2021/02/PDF-Building-9-10-Wk-3-Session-2-3-D-shape-Matching-Objects.pdf</a></p>	<p><b>Learning goal:</b> <b>Printing with 3D shape</b></p> <p><b>Week 3 – Session 3</b>  <a href="https://whiterosemaths.com/homelearning/early-years/building-9-10-week-3/">https://whiterosemaths.com/homelearning/early-years/building-9-10-week-3/</a></p> <p>Then complete the activity below  <a href="https://worm-13b48.kxcdn.com/wp-content/uploads/2021/02/PDF-Building-9-10-Wk-3-Session-3-Printing-with-3-D-Shapes.pdf">https://worm-13b48.kxcdn.com/wp-content/uploads/2021/02/PDF-Building-9-10-Wk-3-Session-3-Printing-with-3-D-Shapes.pdf</a></p>	<p><b>Learning goal:</b> <b>Pattern</b></p> <p><b>Week 3 – Session 4</b>  <a href="https://whiterosemaths.com/homelearning/early-years/building-9-10-week-3/">https://whiterosemaths.com/homelearning/early-years/building-9-10-week-3/</a></p> <p>Then complete the activity below  <a href="https://worm-13b48.kxcdn.com/wp-content/uploads/2021/02/PDF-Building-9-10-Wk-3-Session-4-Pattern.pdf">https://worm-13b48.kxcdn.com/wp-content/uploads/2021/02/PDF-Building-9-10-Wk-3-Session-4-Pattern.pdf</a></p>







## St Mary's C of E Primary School Dover

Week Beginning: 3.5.21

Class: R

Teacher: Miss Riley

		<a href="#">Building-with-3-D-Shapes.pdf</a>			
Afternoon Activity	<b>Bank Holiday</b>	<p>Listen to the story Oliver's Vegetables.</p>  <p><a href="https://www.youtube.com/watch?v=6MEQIGGDNI8">https://www.youtube.com/watch?v=6MEQIGGDNI8</a></p> <p>Who are the characters in the story? What was your favourite part and why? What vegetables did you see?</p>	<p>Some vegetables need to be pulled out of the ground.</p>  <p>Provide different resources so the child can investigate pushes and pulls</p> <p>What things need to be pushed to make them work? What things need to be pulled</p>	<p>Ask your grown to give you a vegetable from the kitchen that you can have a look at.</p> <p>What does it feel like? Is it soft? Is it hard? What colour is it? Is it big?</p> <p>Can you write some words to describe your vegetable?</p> 	<p>Can you print with different vegetables?</p> 

These activities are linked to the learning that is being completed in class this week.

If you have any questions or would like to share with me what your child has done then please feel free to email me [sam.riley@stmarysprimary.net](mailto:sam.riley@stmarysprimary.net)

Please continue to read with your child using resources online, Kent Libraries or books from home.