












St Mary's C of E Primary School Dover

Week Beginning: 26.4.21

Class: R

Teacher: Miss Riley

| | Monday | Tuesday | Wednesday | Thursday | Friday |
|---------|---|---|--|---|---|
| Phonics | <p>Can the children name the sounds they see?</p>  <p>https://www.phonicsblo.com/uk/game/flash-cards?phase=2#</p> | <p>Watch this video and practice reading the CVC words.</p>  <p>https://www.youtube.com/watch?v=PAbhtD5at10&t=22s</p> | <p>Watch these videos and practice reading the Tricky Words.</p>  <p>https://www.youtube.com/watch?v=e2lWkrFFbwg</p> <p>https://www.youtube.com/watch?v=VzpAJVE0OW8</p> | <p>Listen to the words and join in.</p>  <p>https://www.youtube.com/watch?v=zluS2L6yhFc&t=19</p> | <p>Play Yes/No game– get children to use thumbs up and thumbs down to show whether the answer is yes or no. Can a fish quack? Is a shell a pet? Can a hen shop? Can a chicken buzz? Etc.</p> |
| Maths | <p>Listen to these songs</p> <p>Ten green bottles</p> <p>https://www.bbc.co.uk/teach/school-radio/nursery-rhymes-ten-green-bottles/zncyt39</p>  | <p>Learning goal: Counting back from 10</p> <p>Week 2 – Session 1</p> <p>Watch the video input</p>  <p>https://whiterosemaths.com/homelearning/early-years/building-9-10-week-2/</p> | <p>Learning goal: Comparing numbers within 10</p> <p>Week 2 – Session 2</p> <p>Watch the video input</p>  <p>https://whiterosemaths.com/homelearning/early-years/building-9-10-week-2/</p> | <p>Learning goal: Comparing numbers within 10</p> <p>Week 2 – Session 3</p> <p>Watch the video input</p>  <p>https://whiterosemaths.com/homelearning/early-years/building-9-10-week-2/</p> | <p>Learning goal: Making 10</p> <p>Week 2 – Session 4</p> <p>Watch the video input</p>  <p>https://whiterosemaths.com/homelearning/early-years/building-9-10-week-2/</p> |








St Mary's C of E Primary School Dover

Week Beginning: 26.4.21

Class: R

Teacher: Miss Riley

| | | | | | |
|--------------------|---|--|---|--|--|
| | <p>10 in the bed https://www.bbc.co.uk/teach/school-radio/nursery-rhymes-ten-in-the-bed/z7bnmfr</p> <p>Ten sausages sizzling in a saucepan https://www.bbc.co.uk/teach/school-radio/nursery-rhymes-ten-fat-sausages/z6vh7nb</p>  | <p>y-years/building-9-10-week-2/</p> <p>Then complete the activity below</p>  <p>https://www.bbc.co.uk/teach/school-radio/nursery-rhymes-ten-in-the-bed/z7bnmfr</p> | <p>years/building-9-10-week-2/</p> <p>Then complete the activity below</p>  <p>https://www.bbc.co.uk/teach/school-radio/nursery-rhymes-ten-in-the-bed/z7bnmfr</p> | <p>years/building-9-10-week-2/</p> <p>Then complete the activity below</p>  <p>https://www.bbc.co.uk/teach/school-radio/nursery-rhymes-ten-in-the-bed/z7bnmfr</p> | <p>Then complete the activity below</p>  <p>https://www.bbc.co.uk/teach/school-radio/nursery-rhymes-ten-in-the-bed/z7bnmfr</p> |
| Afternoon Activity | <p>Story Time</p> <p>Listen to the story of 'Jasper's Beanstalk' and then answer the questions.</p> | <p>Design a seed packet</p> <p>In the story, Jasper grew a bean. What would you grow?</p> | <p>Play the Bean Game</p> <p>First practise these different actions.</p> <ol style="list-style-type: none"> 1. Jumping bean – jump up and down | <p>RE</p> <p>Are we all the same?</p> <p>Discussion Recap or introduce the children of faith.</p> | <p>Story Telling</p> <p>One sunny day, Jasper decided to climb his beanstalk and search for a giant. He climbed and he climbed through the clouds, carefully holding onto</p> |






St Mary's C of E Primary School Dover

Week Beginning: 26.4.21

Class: R

Teacher: Miss Riley

| | | | | | |
|--|--|--|---|--|---|
| | <p>https://www.youtube.com/watch?v=A4OlrJWXfjs</p>  <p>What did Jasper find? Where did he plant it? What did he use to help it grow? Why do you think Jasper picked up all the slugs and snails at night? Why did Jasper start to feel sad? What started to grow at the end of the story?</p> | <p>Design and make a seed packet using card or paper.</p> <p>Draw a picture of what you will grow.</p> <p>Write the name of your seed.</p> <p>How much does it cost?</p> <p>To make the seed packet, fold the paper in half and the stick down the sides.</p>  | <ol style="list-style-type: none"> 2. Broad bean – stretch your arms and legs out as wide as you can 3. Frozen bean – you can't move 4. Jelly bean – wobble around like jelly 5. String bean – stand on the spot and stretch your arms up as high as you can 6. Baked bean – lie on the floor in a star shape 7. French bean – stand on the spot and say 'bonjour!' <p>Ask your child to walk around the room or garden.</p> <p>Call out different bean actions for your child to do.</p> <p>When they have completed the action, they can walk around again and wait for the next action</p> | <p>Explain that there are many people in the world who follow different religions or believe different things.</p> <p>Each of these children have stories that they enjoy listening to. This term we are going to be reading these stories and finding out more about these children, their lives, why these stories are important to them and what they teach them about how to behave.</p> | <p>each leaf. When Jasper got to the top he could see...</p>  <p>Ask your child to continue the story in their own words.</p> <p>What could Jasper see?</p> <p>A castle or a golden egg?</p> <p>A rainbow or a garden?</p> <p>A rocket ship or a dinosaur island?</p> <p>What happens next?</p> <p>How does the story end?</p> <p>I'd love to hear what happened next in your story!</p> |
|--|--|--|---|--|---|



St Mary's C of E Primary School Dover

Week Beginning: 26.4.21

Class: R

Teacher: Miss Riley

These activities are linked to the learning that is being completed in class this week.

If you have any questions or would like to share with me what your child has done then please feel free to email me sam.riley@stmarysprimary.net

Please continue to read with your child using resources online, Kent Libraries or books from home.



St Mary's C of E Primary School Dover

Week Beginning: 26.4.21

Class: R

Teacher: Miss Riley

Activity Beans

Runner bean

Run on the spot

Jumping bean

Moving jump

Coffee bean

Fast running

String Bean

Stand up on tiptoes and reach as high as you can

Jelly bean

Shake like jelly

Baked bean

Curl up very small on the ground



Baked Bean



Coffee Bean



Jelly Bean



String Bean



Jumping Bean



Runner Bean

