







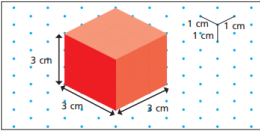
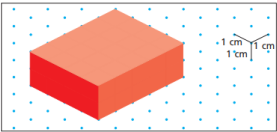
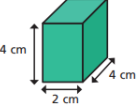
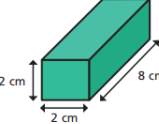


# St Mary's C of E Primary School Dover

Week Beginning: 29.03.2021

Class: 6

Teacher: Miss Loges

	Monday	Tuesday	Wednesday	Thursday	Friday
Maths	<p>Log onto Maths.co.uk to complete the assessment I have set for you.</p> <p>I will send you your username and password in the morning.</p>	<p>Maths warm up: <a href="#">Mental Maths Tests and Games (topmarks.co.uk)</a></p> <p>Watch the learning video: <a href="#">Spr6.9.3 - Counting cubes on Vimeo</a></p> <p>Complete the questions:</p> <p>How many cubes are needed to make the following shapes?</p> <p>a)  <input type="text"/> cubes</p> <p>d)  <input type="text"/> cubes</p> <p>b)  <input type="text"/> cubes</p> <p>e)  <input type="text"/> cubes</p> <p>If one cube is worth 1 cm<sup>3</sup>, what are the volumes of the shapes?</p> <p>a)  volume = <input type="text"/> cm<sup>3</sup></p> <p>b)  volume = <input type="text"/> cm<sup>3</sup></p>	<p>Maths warm up: <a href="#">Mental Maths Tests and Games (topmarks.co.uk)</a></p> <p>Watch the learning video: <a href="#">Spr6.9.4 - Volume of a cuboid on Vimeo</a></p> <p>Complete the questions:</p> <p>Find the volume of the cuboids. You can make them with cubes if it helps.</p> <p>a)  volume = <input type="text"/> cm<sup>3</sup></p> <p>b)  volume = <input type="text"/> cm<sup>3</sup></p> <p>a) Calculate the volumes of the two cuboids.</p> <p> <input type="text"/> cm<sup>3</sup></p> <p> <input type="text"/> cm<sup>3</sup></p> <p>What do you notice?</p>	Happy Easter Holidays!	Happy Easter Holidays!

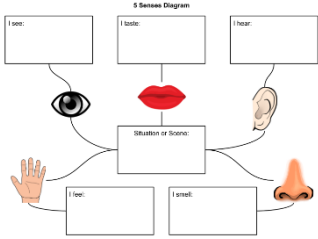



# St Mary's C of E Primary School Dover

Week Beginning: 29.03.2021

Class: 6

Teacher: Miss Loges

English	<p>Watch the video up to 1:30.  <a href="#">Life in a Trench   World War I   History - YouTube</a></p> <p>Make a spider diagram and include words and phrases to describe the trenches using the five senses. Smell, taste, feel, see and hear.</p> <p>Your spider diagram could look like this one:</p> 	<p>Write a setting description to describe the trenches.</p> <p>Use your senses diagram from yesterday and look at these photographs for inspiration.</p> 	<p>Think back over this term and everything we have learnt about WW1.</p> <p>Create a fact file with information about the First World War.</p> <p>You may need to use the internet to complete research to inform your fact file.</p> <p>You must include pictures and write in full sentences.</p>		
---------	---	---	--	--	--



# St Mary's C of E Primary School Dover

Week Beginning: 29.03.2021

Class: 6

Teacher: Miss Loges

Other	<p><b>History</b> How did WW1 end?</p> <p>Watch the video and read the information on the website. Make notes to help you with the next activity.</p> <p><a href="#">How did World War One end and what happened next? - BBC Bitesize</a></p> <p><a href="#">How did WW1 come to an end? - CBBC Newsround</a></p> <p>Write a short paragraph to explain how the First World War ended.</p> <p>Design the front cover of a newspaper for when the end of the war was announced!</p>	<p><b>PE</b> Complete some form of exercise to keep yourself fit and healthy!</p> <p><b>Art</b> Make an Easter card to give to someone you love.</p> <p>Take a look at these examples:</p> <div data-bbox="703 747 930 972" data-label="Image"> </div> <div data-bbox="693 985 945 1213" data-label="Image"> </div>	<p><b>Easter Craft afternoon:</b> Complete some of these Easter crafts at home!</p> <div data-bbox="1155 493 1425 766" data-label="Image"> </div> <div data-bbox="1171 779 1425 1075" data-label="Image"> </div> <div data-bbox="1224 1086 1392 1330" data-label="Image"> </div>		
-------	--	---	--	--	--