



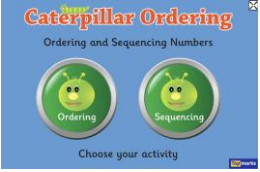









	Monday	Tuesday	Wednesday	Thursday	Friday
Literacy	<p>Listen to and join in with one of these songs from Epic Phonics each day as a warm up.</p> <p>https://www.youtube.com/watch?v=OJWJx0ILwV8</p> <p>https://www.youtube.com/watch?v=3ovJlxTQpsU</p> <p>https://www.youtube.com/watch?v=qWn-qxUddqo</p> <p>https://www.youtube.com/watch?v=TvMyssfAUx0</p> <p>https://www.phonicsbloom.com/uk/game/flash-cards?phase=2#</p>				
	<p>Listen to the story. What do you see?</p> 	<p>Can you think of words that rhyme with pig?</p> 	<p>Create a story map of The Three Little Pigs.</p> 	<p>Act out the story using stick puppets, dressing up or using toys.</p> 	<p>Practise your handwriting, using pens, pencils, crayons, paintbrushes, felt tips etc.</p> <p>Show your grown-ups how we do our cursive letters at school. Remember to think carefully and use lead ins and lead outs. You could practise writing 2 sounds each day.</p> <div data-bbox="1860 1268 1944 1390" style="border: 1px solid black; padding: 2px;"> <p>Aa Bb Cc Dd Ee Ff Gg Hh Ii Jj Kk Ll Mm Nn Oo Pp Qq Rr Ss Tt Uu Vv Ww Xx Yy Zz</p> </div>



Maths	<p>Numbers Topmarks Sequencing Numbers 1-10 https://www.topmarks.co.uk/ordering-and-sequencing/caterpillar-ordering</p> 	<p>Time Play 'What's the time, Mr. Wolf?' with your family? You might like to have a look at a clock with a grown up at home. What's the Time Mr Wolf?</p> 	<p>2D Shapes Draw a house using different 2D shapes. Do you know the names of all the shapes?</p> 	<p>Shape Hunt Go on a shape hunt and see if you can see any 2D shapes around you. You could then have a go at drawing them.</p> 	<p>Play 'Guess the Shape'. For example It has 4 equal sides and 4 corners. What am I? That's right. A square.</p> 
Afternoon Activity	<p>Can you pretend to be a big bad wolf and test which objects can be huffed and puffed? Choose 3 items e.g. a tissue, a packet of crisps, a stone etc. Decide on what form of "wind" you would like to use. You could ask a grown up to help you use a hair</p>	<p>Can you create a 'Huff and Puff' picture, by putting drops of watery paint onto paper and then blowing it with straws to make patterns?</p>	<p>Use junk modelling to create a new house for the Three Little Pigs to keep them safe from the big bad wolf.</p>	<p>Circle time game – Pass a toy pig or similar object around the circle. When a child is holding the object it is their turn to speak. Can the children say what kind of home they would like to live in? Encourage them to use their imagination – a fairy castle, a rocket ship,</p>	<p>What happened to Jesus at Easter? Tom and Tessa have got a wooden cross and a happy face, sad face and crying face picture.</p> 



	<p>dryer/air pump or your own "huffing and puffing." Decide where to put the object to be tested and where to stand to do the huffing and puffing.</p>	 <p>Blow Painting with Straws</p>		<p>a house with its own football pitch.</p> 	<p>The Easter story is a happy and sad one, but it is a very important one for Christians.</p> <p>Watch this clip of the Easter story: https://youtu.be/Wnbo2AmS3OI</p> <p>As you watch the story, think about how people were feeling at different points of the story. Were they happy, sad or crying?</p> <p>Use the pictures below to retell the Easter Story.</p> <p>Why do you think this is a special and important story for Christians?</p>
--	--	--	--	---	--

These activities are linked to the learning that is being completed in class this week.

If you have any questions or would like to share with me what your child has done then please feel free to email me sam.riley@stmarysprimary.net

FOUNDED 1789



St Mary's C of E Primary School Dover

Week Beginning: 15.3.21

Class: R

Teacher: Miss Riley

Please continue to read with your child using resources online, Kent Libraries or books from home.