

















St Mary's Church of England Primary School: Home Learning:

Please share with us what your child has done then or contact us with any questions or problems:

daisy.craig@stmarysprimary.net or emma.fagg@stmarysprimary.net

Class 1 01.3.21	Monday 01.03.2021	Tuesday 02.03.2021	Wednesday 03.03.2021	Thursday 04.03.2021	Friday 05.03.2021
Handwriting 	<p>LO: To know tricky words. To use pre-cursive handwriting. Copy the 5 tricky words as shown:</p> <p><i>do</i> <i>when</i> <i>what</i> <i>could</i> <i>should</i></p> <p>Please email your completed work to us.</p>	<p>LO: To know tricky words. To use pre-cursive handwriting. Copy the 5 tricky words as shown:</p> <p><i>love</i> <i>your</i> <i>people</i> <i>looked</i> <i>asked</i></p> <p>Please email your completed work to us.</p>	<p>Wonderful Wednesday Please see alternative timetable.</p>	<p>LO: To know tricky words. To use pre-cursive handwriting. Copy the 5 tricky words as shown:</p> <p><i>called</i> <i>water</i> <i>where</i> <i>who</i> <i>why</i></p> <p>Please email your completed work to us.</p>	<p>LO: To know tricky words. To use pre-cursive handwriting. Copy the 5 tricky words as shown:</p> <p><i>work</i> <i>house</i> <i>many</i> <i>laughed</i> <i>because</i></p> <p>Please email your completed work to us.</p>
Reading Phonics Play: Username : jan21 Password: home	<p>LO: To read and respond to text.</p> <p><u>Tricky word reading</u> – pick Phase 3 All HFW</p> <p>Complete the British wildlife reading comprehension below.</p> <p>Please email your completed work to us.</p>	<p>LO: To read a text.</p> <p><u>Tricky word reading</u> – have another go at Phase 3 or pick Phase 4 All HFW if you want a challenge.</p> <p>Read the crow in the snow below – can you write all the 'ow' words you can find in the story?</p> <p>Please email your completed work to us.</p>		<p>LO: To read and respond to text.</p> <p><u>Tricky word reading</u> – have another go at Phase 3 or pick Phase 4 All HFW if you want a challenge.</p> <p>Complete the Bats Reading Comprehension below.</p> <p>Please email your completed work to us.</p>	<p>LO: To read a text. To know and recognise 'aw'.</p> <p><u>Tricky word reading</u> – have another go at Phase 3 or pick Phase 4 All HFW if you want a challenge.</p> <p>Read the aw postcard below – can you write all the 'aw' words you can find in the story?</p> <p>Please email your completed work to us.</p>
ABC Phonics	<p>LO: To know and recognise 'ow'.</p> <p>Daily phonics chart: Say the sounds:</p>  <p>Can you watch the alphablocks – it's the ow sound today?</p> <p><u>Alphablocks - ow - snow</u></p> <p>Write 3 ow words that you have seen in the alphablocks.</p> <p>Please email your completed work to us.</p>	<p>LO: To know and recognise 'ow'.</p> <p>Daily phonics chart:</p>  <p>Can you say the ow words: pause the video if you need to:</p> <p><u>ow words to read with Mr Thorne</u></p> <p>Write 3 ow words that were in the video.</p> <p>Please email your completed work to us.</p>		<p>LO: To know and recognise 'aw'.</p> <p>Daily phonics chart: Say the sounds:</p>  <p>Can you watch the alphablocks – it's the 'aw' sound today?</p> <p><u>Aalphablocks - aw - outlaw</u></p> <p>Write 3 aw words that you have seen in the alphablocks.</p> <p>Please email your completed work to us.</p>	<p>LO: To know and recognise 'aw'.</p> <p>Daily phonics chart: Say the sounds:</p>  <p>Can you say the aw words: pause the video if you need to:</p> <p><u>aw words to read with Mr Thorne</u></p> <p>Write 3 aw words that were in the video.</p> <p>Please email your completed work to us.</p>

<p>Writing</p> 	<p>L.O. To answer questions about a story. The Night Pirates - Storytime Book Reading - YouTube Read The Night Pirates:</p>  <p>Discuss: What do you think happened in the story? Why do you think Tom was scared in the beginning? Why do you think the grown pirates were scared of Tom? Did you notice the house was upside down at the end? Why do you think it was upside down?</p>	<p>L.O. To write a short sentence. The Night Pirates - Storytime Book Reading - YouTube Read The Night Pirates:</p>  <p>Tom becomes a pirate in the story, if you could be anything in the world, what would want to be? Why would you want to be that? Extension: Can you draw a picture of yourself as a pirate? Complete the sentence. e.g. I would want to be a mermaid becos they liv in the see.</p>			<p>L.O. To write a short sentence. The Night Pirates - Storytime Book Reading - YouTube Read The Night Pirates:</p>  <p>Can you write in couple of sentences? Do you remember a time when you were scared of the dark? What did you do to make it less scary? If you were not scared of the dark, what would you do if you were?</p>	<p>L.O. L.O. To write a short sentence. The Night Pirates - Storytime Book Reading - YouTube Read The Night Pirates:</p>  <p>Tom went on an adventure in the story, can you think of an adventure that you would go on? Then can you draw yourself on that adventure? Can you write a sentence or 2 to tell us a little bit about your adventure? E.g., My adventure was in the see. It was scaree but fun. I sor lots of fish in the see.</p>
<p>Mental maths</p> 	<p>L.O. To know the months of the year. Listen to ‘Months of the Year’ What month are we in now? What was last month? What is next month?</p>	<p>L.O. To know the months of the year. Listen to ‘Months of the Year’ What month are we in now? What was last month? What is next month?</p>			<p>L.O. To know the days of the week. Listen to ‘Days of the Week’ What day is it today? What day was it yesterday? What day will it be tomorrow?</p>	<p>L.O. To know the days of the week. Listen to ‘Days of the Week’ What day is it today? What day was it yesterday? What day will it be tomorrow?</p>
<p>Mathematics</p> 	<p>LO: To count in 2s. Watch: Count in Twos Complete the Activity Click 1-50 and paint the squares when you count in 2s.</p>  <p>Please email your answers to us.</p>	<p>LO: To count in 2s. Watch: Count in Twos Continued Complete the Activity</p>  <p>Please email your answers to us.</p>			<p>LO: To count in 5s. Watch: Count in Fives Complete the Activity Click 1-50 and paint the squares when you count in 5s.</p>  <p>Please email your answers to us.</p>	<p>LO: To count in 5s. Watch: Count in Fives Continued. Complete the Activity</p>  <p>Please email your answers to us.</p>

<p>Topic</p> 	<p>PE: Kitchen curling. See below for details.</p>	<p>Science: LO: To say which part of your body each sense is associated with. Watch the video on the 5 senses: Your 5 senses Complete the senses investigation work below.</p>		<p>Topic: To know the difference between a town and the country. Listen to: The town Mouse and the Country Mouse What is the countryside like? What is the town like? What is different/the same about these places? What different activities might people do in towns/the countryside?</p> <p>Complete the Venn diagram below. Putting the correct words in the correct sections. Or draw a picture of a town and countryside with labels.</p> <p>Please email your work to us.</p>	<p>Computing: L.O To use animation. https://www.j2e.com/jit5#animat Choose a scene/picture and paint it to add details and colour. Select your people and click them onto the scene. Click on the next slide and add new people. Continue then watch your animation. What will you choose?</p> 
<p>Story/Thinking Time</p> 	<p>Music: LO: To listen to and respond to music. Choose a song to listen to (or get an adult to choose one) You could listen to classic FM (100-102 FM) or watch this: Frozen/Winter music What does the music make you think of? Can you draw a picture of it.?</p>	<p>Story Time: Can you read a book with your adult? If you want a story online – Jackanory junior</p>		<p>Art: To use different mediums for a desired effect. Can you create a countryside picture: Mr Maker shows you how.</p>  <p>Or a city picture: Mr Maker will show you how.</p>  <p>Please email your work to us.</p>	<p>R.E: To understand what Easter means to Christians. Discuss the information below. Then watch: The Big Bible Story</p> <p>Please email your work to us.</p> <p><i>What are you proud of this week? What can you share with Ms Craig/Mrs Fagg? What do you want to do next week? Is there anything you would like to share on the Facebook Page?</i></p>
<p>Exercise and Breaks</p>	<p>Mindfulness: Can you add something to your gratitude tree? Mindfulness Listening Game</p>	<p>Dance: Have a dance, can you follow the moves? Choose one of the characters to follow and dance along with! Frozen - let it go</p>		<p>Exercise: Go on a Jurassic Chase – Ice Age – follow the instructions and remember what to do! *Favourite! OR Try one of these ‘Bop Box Boogies’ Dances.</p>	<p>Exercise: Exercise to your favourite Disney characters. Or Can you play the Sequence Champion game? See below for instructions.</p>

British Wildlife

There are lots of wild animals that live in Britain. There are many birds, mammals and even reptiles, such as snakes.

You can see some of these animals in your garden or local park. Some of them are nocturnal. This means they usually come out at night.

Nocturnal Animals

Hedgehogs, badgers and foxes usually come out at night.

Hedgehogs are very noisy eaters! They mostly eat beetles, caterpillars and worms but they also like cat food.

Badgers eat worms, frogs and rats but they will eat hedgehogs as well.

Owls often fly at night. One of the most common kinds is the barn owl. It has a white body and a golden back. Some people call it the screech owl because it can be very noisy. It eats mice, birds and insects.



Did You Know...?

- There are three types of snake that can be found in Britain.
- They are mostly harmless.
- The adder is the only venomous snake found in Britain but it is very shy and is not usually aggressive.



British Wildlife

What Are the Most Common UK Garden Birds?

The results of a survey in 2020 showed that the most common British bird was the house sparrow.



house sparrow



starling



blue tit



woodpigeon



blackbird

Questions

1. Which word means 'animals that usually come out at night'? Tick one.

- ☐ mammal
☐ nocturnal
☐ reptile

2. How many types of snake are there in Britain? Tick one.

- ☐ two
☐ three
☐ four

3. Draw **three** lines to match the animals to their food.

hedgehogs	beetles, caterpillars and worms
barn owls	worms, frogs, rats and hedgehogs
badgers	mice, birds and insects

4. Look at the **Did You Know...?** section. Find and copy one word which shows that the adder will not usually come out to hurt people.

5. What is the most common British bird?



Kitchen Curling PE Home Learning

Time to Learn:

- Clear a space on a smooth surface i.e. a table or hallway floor and place a target at one end of the space.
- Using a pair of rolled up socks, slide them across the floor, trying to get them as close to the target as possible.
- Play against an opponent. Each player has three pairs of socks. The pair of socks closest to the target scores a point.
- The player with the most points after three rounds is the winner.



Can you play fairly and keep the score?



Place the target marker closer to you. Only move it further away when you feel confident.



Place obstacles in the way of the target!



Have a competition!
Create a league table and play against different family members.

Top Tips

Focus on the target

- Concentrate on the target and use an underarm technique to slide the socks along the surface.

Let's Reflect

What did you find easy or hard about this game?

How did you feel when your socks were the closest?

The Crow in the Snow



This crow wants to grow. This crow wants to show how high she can go.



This crow flaps up high. She sees so much below! She sees the farmer mow. She sees her shadow.



Just then wind starts to blow... It starts to snow! The wind blows the snow and the crow. Oh no!



The wind and the snow blow the crow past a window. "Hello crow!" says the kid at the window.



Then the crow sees a rainbow! The snow stops and the wind starts to slow.



At last, the poor crow can fly low. The crow is glad she is not in the wind and the snow! But she is glad she showed how high she can go!

Using Your Senses

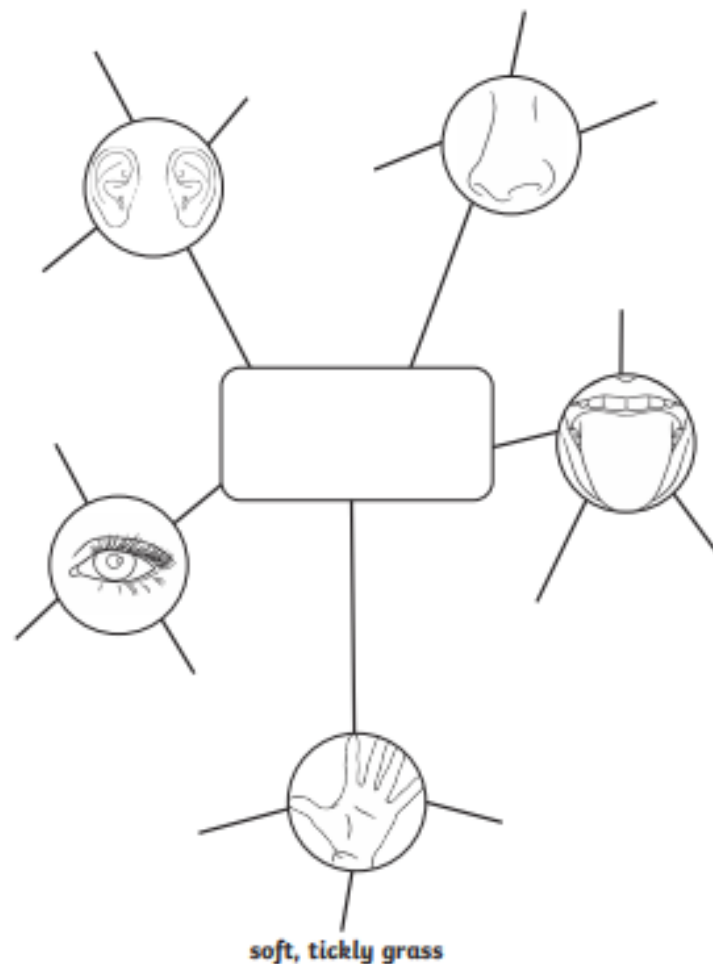
To say which part of the body is used for each sense and to use the five senses to compare textures, sounds, tastes and smells.

Use your senses to explore somewhere outside. This could be your garden, the park or a place you visit. Draw a picture of all the different things you explore with your senses.



Challenge

Can you describe some of the ways you sensed some of these things? For example – soft, tickly grass.



Bats

There are more than 950 different kinds of bat.

Bats can fly.

They have hair or fur on their bodies.

Fascinating Facts

Bats sleep in the day and are awake at night.

Bats can live to be 30 years old.

Bats sleep upside down so they can fly away quickly if they need to.

Where Do They Live?

Bats live in a roost.

They live where it is warm and dark, like in trees and caves.



What Do Bats eat?

Bats in the UK like to eat insects.

They can catch and eat them in the air.

Other bats eat fruit, flowers, fish, frogs, blood and even other bats!



Questions

Answer the questions below in full sentences.

1. How many different types of bats are there in the world? _____

2. What do bats do in the day? _____

3. How old can bats live to? _____

4. Why do bats sleep upside down? _____

5. Where do bats live? _____

6. What do bats in the UK eat? _____

Q4: Find and copy **two** words which describe the flakes falling from the sky.



"No, really," insisted Henry. "The clouds are falling down. The playground is covered with them!" he said.

Mr Dull finally looked out of the window to see what Henry was talking about. The playground floor was covered smooth, white slush.

Mr Dull walked over to the classroom door. "Right, children," he shouted. "Come with me. Let's go and see if we can find out what is really on the playground floor."



Q5: What do you think was really falling from the sky? Give a reason.



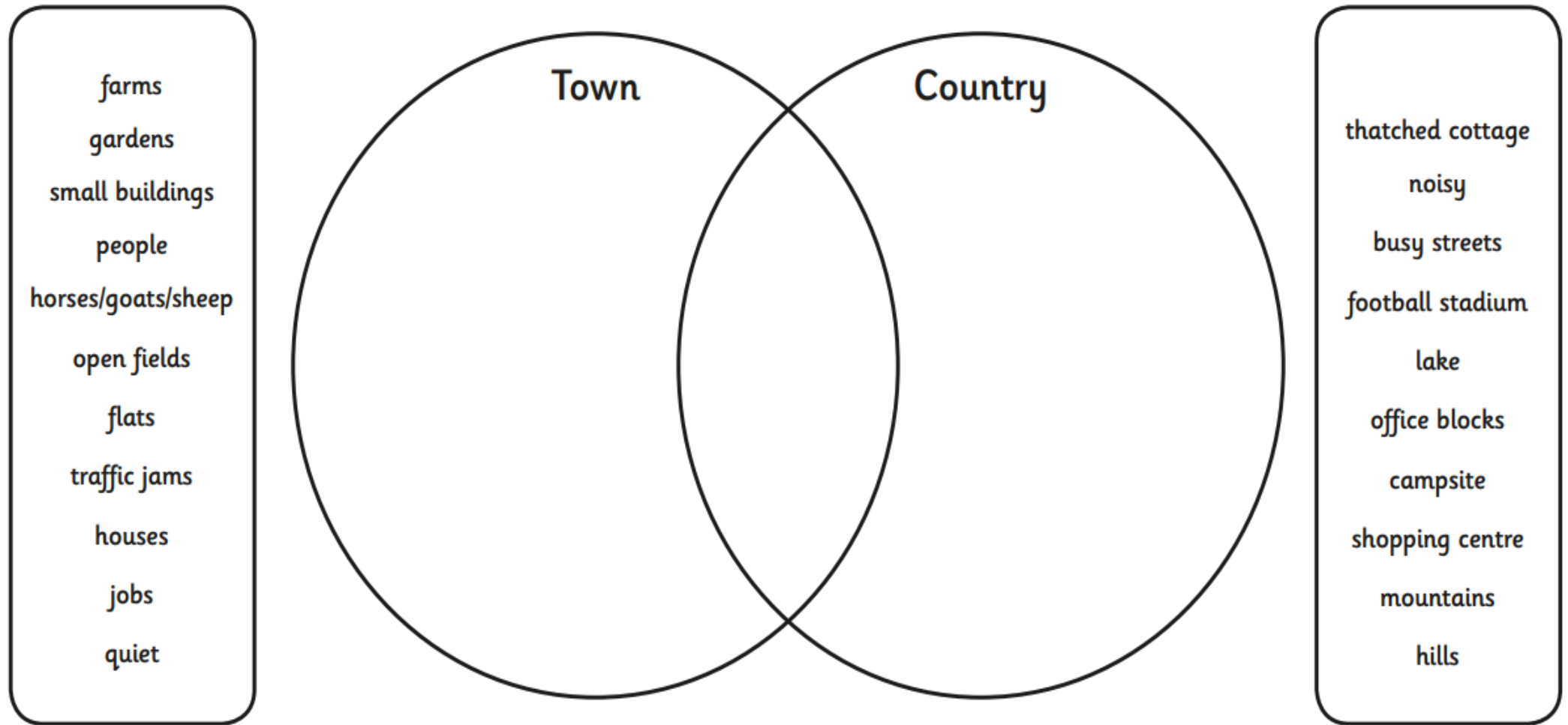
Q6: Number the sentences below to show the order they happen in.

The first one has been done for you.

- ☐ Mr Dull walked over to the classroom door.
- ☐ Henry noticed something strange coming from the sky.
- ☐ Mr Dull said "Don't be so silly, Henry."
- ☒ 1 Henry was sat in the classroom looking out of the window.
- ☐ Mr Dull finally looked out of the window.



Thursday Topic: Complete the Town and country Venn diagram.



Dear Lorna,

I know how much you love our dog, Storm. You aren't going to believe what happened to her today!

I was playing with Storm on the lawn, when suddenly she started limping. Soon, she couldn't even walk! We had to take her to the vet, wrapped in a shawl. The vet told us she had a thorn stuck in her paw. Poor Storm!

The vet was very kind and took out the thorn. He gave us some pills for Storm and mum put them in a drawer to keep them safe.

I think I will draw a picture of Storm to cheer her up.

How is your pet bird? I hope she doesn't get anything stuck in her claws!


Lots of love,


Paul x




Lorna Petty,
4 Ladybird Walk,
York,
Yorkshire,
YL6 W72

KS1 - Why does Easter matter to Christians?

 This term we will be learning about the Christian faith through the Christian concept of Salvation. In these lessons we will be exploring the story of Easter and what it means to Christians today.

 Look carefully at the icon card for Salvation.
What do you notice?


 Look at this picture.
What is happening?



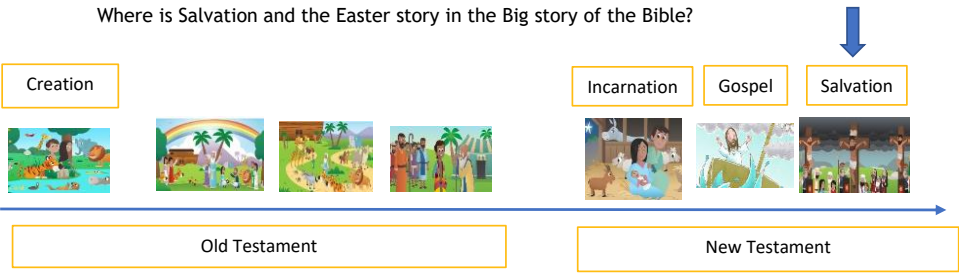
Life ring




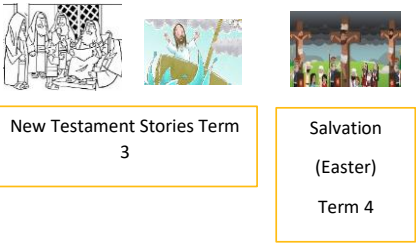
The person on the edge of the swimming pool is using the life ring to help save the person who is struggling in the water. The person in the water puts the life ring over their head to help them float and the person on the edge uses the rope to pull them to safety.

 Why do you think there is a life ring on the icon card for Salvation?
What does this teach you about what Salvation means to Christians?

Where is Salvation and the Easter story in the Big story of the Bible?



 Watch this video of the Big Bible Story
<https://youtu.be/dSs3wpypcl4>





Sequence Champions PE Home Learning

Time to Learn:

- Use a dice to create a movement sequence.
- You are going to add three movements together. Roll the dice three times to see which three movements you will need to perform:

Roll a 1 – A star jump

Roll a 2 – A roll

Roll a 3 – A turn

Roll a 4 – A twist

Roll a 5 – A tuck jump

Roll a 6 – A balance

- Think of creative ways to link the movements.



Can you stay motivated and keep trying to improve your sequence?

Practise the movements on your own a few times before rolling the dice.



Create your own activities for each number. Then roll again to create a new sequence.



Perform your sequence!
What was your feedback?
Do you need to make any improvements?

Top Tips

Link your movements

- When you finish your first movement try and move into the next movement smoothly without pausing.

Let's Reflect

What did you find difficult about linking your movements together?

Did you manage to complete the sequence without stopping?



YOUTH
SPORT
TRUST