





St Mary's Church of England Primary School


Home Learning Term 3 1 March 2021 Red group

Send me work you are proud of and want to share with me or ask me questions if you need help. I would love to hear from you.

You are all home learning heroes

sandra.muller@stmarysprimary.net

Class 5	Monday 01.03.2021	Tuesday 02.03.2021	Wednesday 03.03.2021	Thursday 04.03.2021	Friday 05.02.2021
Reading	<p>Read every day to enhance your reading skills. Remember reading does not just have to be books, it can be online, newspapers, comics etc. 10 minutes minimum. Keep a record in the back of your Home-Learning Book of everything you read.</p> <p>You can log in to this site to read a wide choice of books https://www.oxfordowl.co.uk/for-home/find-a-book/library-page/ Maybe you could read to a younger brother or sister? Or the cat or dog? Or a flower or just to yourself. You may also like to visit the virtual library on Oak Academy https://library.thenational.academy/</p> 				
English Week 5	<p>Word search - The Children's University of Manchester</p> <p>Have a go at this word search</p> <p>https://classroom.thenational.academy/lessons/to-practise-and-apply-knowledge-of-homophones-including-test-6xk36d</p> <p>In this lesson, we will review homophones and spelling rules from the last spelling lesson. We will use an exciting new strategy to help us remember our spelling</p>	<p>https://classroom.thenational.academy/lessons/to-write-the-opening-to-a-persuasive-letter-6hjkc</p> <p>In this lesson, we will write the opening paragraph to our persuasive letter. We will use our plan from Lesson 4 to help us.</p>	<p><i>It's wonderful Wednesday!</i></p> <p><i>Enjoy doing some activities from the list below or make up your own. I would love to see some pictures of what you are doing.</i></p> 	<p>https://classroom.thenational.academy/lessons/to-write-the-second-paragraph-of-a-persuasive-letter-60r66d</p> <p>In this lesson, we will write the second paragraph of our persuasive letter. We will put forward our reasons for wanting to open a new dragon training school. We will use our plan from Lesson 4 to help us with our writing today</p>	<p>https://classroom.thenational.academy/lessons/to-write-the-closing-paragraph-of-a-persuasive-letter-6crpac</p> <p>In this lesson, we will write the closing paragraph of our persuasive letter. We will summarise our thoughts from the whole letter and use some presumption and flattery to help convince our reader. We will use our plan from Lesson 4 to help us with our writing today.</p>

	words and a spelling test at the end of the lesson.				
Mathematics	<p>Warm up https://www.topmarks.co.uk/maths-games/hit-the-button or try one of the maths games on this site https://classroom.thenational.academy/lessons/calculate-the-area-of-non-rectilinear-shapes-chh38d In this lesson, we will estimate the area of shapes that are not rectangles and are presented on a grid. Then we will use a mixture of calculating the area of rectangles and counting the additional parts to estimate the total area.</p>	<p>Warm up https://www.topmarks.co.uk/maths-games/hit-the-button or try one of the maths games on this site https://classroom.thenational.academy/lessons/comparing-and-classifying-2-d-shapes-64r34c This lesson explores the meaning of a 2-d shape. What are the properties of a 2-d shape and how they can be classified. <i><u>I would like to see this work from all pupils, please.</u></i></p>	<p>Tomorrow is World Book Day. Why not dress up as your favourite character and send me some photos!</p>	<p>Warm up https://www.topmarks.co.uk/maths-games/hit-the-button or try one of the maths games on this site https://classroom.thenational.academy/lessons/comparing-and-classifying-quadrilaterals-ctj64c This lesson compares quadrilaterals, looking at sides and angles as well as learning to sort quadrilaterals into a venn diagram.</p>	<p>Warm up https://www.topmarks.co.uk/maths-games/hit-the-button or try one of the maths games on this site https://classroom.thenational.academy/lessons/comparing-and-classifying-right-angled-triangles-and-equilateral-triangles-74r62e This lesson looks at a range of triangles and takes a closer look comparing a right angled triangle with an equilateral triangle</p>
Other subjects	<p>Religious Education We watched this beautiful song during an assembly. Watch carefully and listen to the words. Write your own list of things that Jesus would want us to do to make the world a better place. https://www.youtube.com/watch?v=3kVHKuldZyw</p>	<p>Topic – Extreme Earth Watch this clip about hurricanes https://www.youtube.com/watch?v=2kLwbb0ggFU Try making your own mini hurricane in a glass  t3-g-261-recipe-for-a-hurricane-fact-sheet-english_ver_5.pdf</p>		<p>French https://classroom.thenational.academy/lessons/counting-to-12-and-saying-your-age-cmv6ae In this lesson, we will recap our phonics sounds and greetings from the previous lesson. Then we will learn numbers 1-12 in French and practise those by counting objects. Finally we will learn how to say our age in French.</p>	<p>Science The solar system https://classroom.thenational.academy/lessons/what-is-the-solar-system-c5jk6r In this lesson, we will discuss what we can find in our solar system. We will also discuss what a planet, moon and space dust are. Finally, we will examine the differences between asteroids, meteoroids, meteors and meteorites.</p>
Thinking Time	<p>Cosmic Kids – Yoga Use this to chill out and relax https://www.youtube.com/user/CosmicKidsYoga</p>	<p>Keep a journal and note down all your worries and thoughts Now write at least 3 things that you are grateful for.</p>		<p>Be mindful with Cosmic Kids https://www.youtube.com/watch?v=wf5K3pP2IUQ</p>	<p>https://www.bbc.co.uk/news/round Watch Newsround – things around the world are</p>

					changing rapidly – write your weekly diary entry about what is going on in the world today.
Exercise and break times	<p>9am <u>Joe Wicks live</u> Workout with Joe to keep you fit and healthy https://www.youtube.com/watch?v=d3LPrhI0v-w</p> <p>or watch him live on BBC</p> <p>Go noodle https://www.youtube.com/channel/UC2YBT7HYqCbbvzu3kKZ3wnw Choose any of these clips to brighten up your day.</p>	<p>9am <u>Joe Wicks live</u> Workout with Joe to keep you fit and healthy https://www.youtube.com/watch?v=d3LPrhI0v-w</p> <p>Go noodle https://www.youtube.com/channel/UC2YBT7HYqCbbvzu3kKZ3wnw Choose any of these clips to brighten up your day.</p>	<p>9am <u>Joe Wicks live</u> Workout with Joe to keep you fit and healthy https://www.youtube.com/watch?v=d3LPrhI0v-w</p> <p>Go noodle https://www.youtube.com/channel/UC2YBT7HYqCbbvzu3kKZ3wnw Choose any of these clips to brighten up your day.</p>	<p>9am <u>Joe Wicks live</u> Workout with Joe to keep you fit and healthy https://www.youtube.com/watch?v=d3LPrhI0v-w</p> <p>Go noodle https://www.youtube.com/channel/UC2YBT7HYqCbbvzu3kKZ3wnw Choose any of these clips to brighten up your day.</p>	<p>9am <u>Joe Wicks live</u> Workout with Joe to keep you fit and healthy https://www.youtube.com/watch?v=d3LPrhI0v-w</p> <p>Go noodle https://www.youtube.com/channel/UC2YBT7HYqCbbvzu3kKZ3wnw Choose any of these clips to brighten up your day.</p>

Please record all work in your home learning exercise book. You do not need to print it out. Please send me photos of your work when you have completed it.

Bake something yummy!	Work-less Wednesday			Learn to master a new skill!
Go for a walk and get some fresh air.	Build a cushion or duvet fort.	Make a sandwich with your favourite fillings.	Write a post-card to a friend or family member.	Spend some time chatting to a loved one at home.
Watch your favourite T.V show.	Have a pyjama day!	Read a book, story or magazine.	Play with your toys.	Make some playdough using hair conditioner and cornflour.
Paint a picture.	Watch a movie with someone at home.	Speak to a friend or family member on Zoom or on the phone.	Create a masterpiece from junk modelling!	Play outside.

Spend some time on Wednesdays completing some of these fun activities. You work so hard with your learning, it is important to take some time for you and to have fun! Please send me some photos of anything you get up to – I would love to see! 😊

