

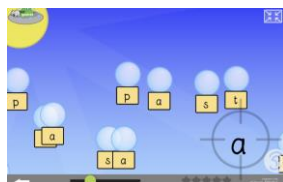


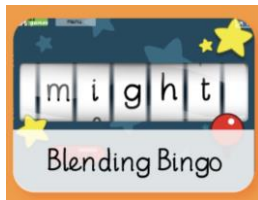


# St Mary's C of E Primary School Dover

Week Beginning: 22.2.21

Class: R

Teacher: Miss Riley

Week 6	Monday 22.2.21	Tuesday 23.2.21	Wednesday 24.2.21	Thursday 25.2.21	Friday 26.2.21									
<b>Phonics</b>  <b>Learning Goals:</b> I can hear and say the initial sound in a word.   I can read simple words.	<b>Warm up</b> Phonics Pop is a bubble pop game.   <a href="https://www.ictgames.com/phonicsPop/index.html">https://www.ictgames.com/phonicsPop/index.html</a>  Practise sounds from sets 1-7. Then listen to the target sound and pop as many as you can.	<b>Warm up</b> <b>Phonics noughts and crosses</b>  1. First, draw out a grid like the one below and record different sounds inside.  <table><tr><td>e</td><td>n</td><td>c</td></tr><tr><td>l</td><td>r</td><td>m</td></tr><tr><td>t</td><td>o</td><td>s</td></tr></table>  2. Decide who is going to be noughts and who is going to be crosses.  3. Take it in turns to say a sound.  4. If you get it write cross or circle the sound.  5. The winner is the person with the most noughts or crosses.	e	n	c	l	r	m	t	o	s	  <b>Wonderful Wednesday</b>	<b>Warm up</b> Watch this video and practice reading the Tricky Words.   <a href="https://www.youtube.com/watch?v=TvMyssfAUx0">https://www.youtube.com/watch?v=TvMyssfAUx0</a>	<b>Warm Up</b> Blending Bingo Phase 2 sets 1-5   <a href="https://www.ictgames.com/mobilePage/bingoOriginal/index.html">https://www.ictgames.com/mobilePage/bingoOriginal/index.html</a>
e	n	c												
l	r	m												
t	o	s												









# St Mary's C of E Primary School Dover

Week Beginning: 22.2.21

Class: R

Teacher: Miss Riley

	<p><b><u>Introduce today's letter sound</u></b> Watch the video and learn to read with the 'or' sound.</p>  <p><a href="https://www.youtube.com/watch?v=68FTaim0FOQ">https://www.youtube.com/watch?v=68FTaim0FOQ</a></p>	<p><b><u>Learn to read words</u></b> Let's sound out some words with the 'or' sound.</p>  <p><a href="https://www.youtube.com/watch?v=0TKWxjU0UgQ">https://www.youtube.com/watch?v=0TKWxjU0UgQ</a></p>		<p><b><u>Introduce today's letter sound</u></b> Watch the video and learn to read with the 'ur' sound.</p>  <p><a href="https://www.youtube.com/watch?v=fbouFmTzBn8">https://www.youtube.com/watch?v=fbouFmTzBn8</a></p>	<p><b><u>Learn to read words</u></b> We need to help the Alphablocks! Let's sound out some words with the 'ur' sound.</p>  <p><a href="https://www.youtube.com/watch?v=OHK3Q0-a3il">https://www.youtube.com/watch?v=OHK3Q0-a3il</a></p>
<p><b>Literacy and Communication &amp; Language</b></p>	<p><b><u>Learning goal:</u></b> I can listen to a story and answer questions.</p> <p><b>Rosie's Walk</b> Listen to the story <i>Rosie's Walk by Pat Hutchins</i></p>  <p><a href="https://www.youtube.com/watch?v=rYuINILGW1A&amp;t=168s">https://www.youtube.com/watch?v=rYuINILGW1A&amp;t=168s</a></p>	<p><b><u>Learning goal:</u></b> I can retell a story using my own words.</p> <p><b>Rosie's Walk</b> Listen to the story again.</p> <p>Play a 'follow the leader' game. Pretend to be Rosie going on a walk around the farm.</p> <p>Encourage the children to experiment with different ways of moving e.g. under, behind, inside.</p> 		<p><b><u>Learning goal:</u></b> I can create a story map.</p> <p><b>Rosie's Walk</b> Create a story map with the children. Draw simple pictures to represent the different parts of the story.</p> 	<p><b><u>Learning goal:</u></b> I can identify rhyming words.</p> <p><b>Rosie's Walk</b> Write these words down and muddle them up: man, red, tap, pin, ten, hen, pen, den, men. Which words rhyme with hen? Which words do not?</p> <p>Remember - If the words sound the same or similar, they <b>rhyme</b>.</p> 














# St Mary's C of E Primary School Dover

Week Beginning: 22.2.21

Class: R

Teacher: Miss Riley

<b>Handwriting</b>	Practise writing the letter	Practise writing the letter		Practise writing the letter	Practise writing the letter
					
<b>Mathematics</b>  Phase 6 – Building 9 and 10	<p><b><u>Warm up with one of these counting songs each day!</u></b></p> <div>  <p>Numberblocks – 9 song  <a href="https://www.youtube.com/watch?v=5p6OaYRltsY">https://www.youtube.com/watch?v=5p6OaYRltsY</a> </p> <p>Numberblocks – 10 song  <a href="https://www.youtube.com/watch?v=lcBQgHLXIYk">https://www.youtube.com/watch?v=lcBQgHLXIYk</a> </p>  </div>				
	<b><u>Learning goal:</u></b> Representing and Sorting 9 and 10  <b>Week 1 – Session 1</b> Watch the video input  <a href="https://whiterosemaths.com/homelearning/early-">https://whiterosemaths.com/homelearning/early-</a>	<b><u>Learning goal:</u></b> Representing and Sorting 9 and 10  <b>Week 1 – Session 2</b> Watch the video input  <a href="https://whiterosemaths.com/homelearning/early-">https://whiterosemaths.com/homelearning/early-</a>		<b><u>Learning goal:</u></b> Ordering numerals to 10  <b>Week 1 – Session 3</b> Watch the video input  <a href="https://whiterosemaths.com/homelearning/early-">https://whiterosemaths.com/homelearning/early-</a>	<b><u>Learning goal:</u></b> Composition of 9 and 10  <b>Week 1 – Session 4</b> Watch the video input  <a href="https://whiterosemaths.com/homelearning/early-">https://whiterosemaths.com/homelearning/early-</a>



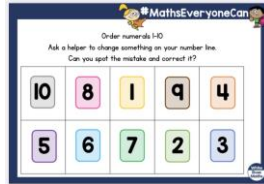




# St Mary's C of E Primary School Dover

Week Beginning: 22.2.21

Class: R

Teacher: Miss Riley

	<p><a href="#">years/building-9-10-week-1/</a></p> <p>Then complete the activity below</p>  <p><a href="https://worm-13b48.kxcdn.com/wp-content/uploads/2021/01/PDF-Building-9-10-Wk-1-Session-1-Representing-and-Sorting-9-and-10.pdf">https://worm-13b48.kxcdn.com/wp-content/uploads/2021/01/PDF-Building-9-10-Wk-1-Session-1-Representing-and-Sorting-9-and-10.pdf</a></p>	<p><a href="#">years/building-9-10-week-1/</a></p> <p>Then complete the activity below</p>  <p><a href="https://worm-13b48.kxcdn.com/wp-content/uploads/2021/01/PDF-Building-9-10-Wk-1-Session-2-Representing-and-Sorting-9-and-10.pdf">https://worm-13b48.kxcdn.com/wp-content/uploads/2021/01/PDF-Building-9-10-Wk-1-Session-2-Representing-and-Sorting-9-and-10.pdf</a></p>		<p><a href="#">years/building-9-10-week-1/</a></p> <p>Then complete the activity below</p>  <p><a href="https://worm-13b48.kxcdn.com/wp-content/uploads/2021/01/PDF-Building-9-10-Wk-1-Session-3-Ordering-Numerals-to-10.pdf">https://worm-13b48.kxcdn.com/wp-content/uploads/2021/01/PDF-Building-9-10-Wk-1-Session-3-Ordering-Numerals-to-10.pdf</a></p>	<p><a href="#">years/building-9-10-week-1/</a></p> <p>Then complete the activity below</p>  <p><a href="https://worm-13b48.kxcdn.com/wp-content/uploads/2021/01/PDF-Building-9-10-Wk-1-Session-4-Composition-of-9-and-10.pdf">https://worm-13b48.kxcdn.com/wp-content/uploads/2021/01/PDF-Building-9-10-Wk-1-Session-4-Composition-of-9-and-10.pdf</a></p>
<p><b>Topic</b></p> <p>Animals!</p>	<p>What is your favourite animal? What does it look like? Where does it live? What does it look like?</p> <p>Miss Riley's favourite animal is a Tiger.</p>	<p>Can you draw or paint a picture of your favourite animal?</p>		<p>Can you see your favourite animal on one of these live webcams?</p> <p>How many different animals can you see? Can you name them all? Do their homes at the Zoo all look the same?</p>	<p>Listen to these songs and join in!</p> <p><b>The Animal Fair</b></p> 






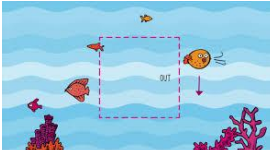


# St Mary's C of E Primary School Dover

Week Beginning: 22.2.21

Class: R

Teacher: Miss Riley

				<p>Edinburgh Zoo</p>  <p><a href="https://www.edinburghzoo.org.uk/webcams/panda-cam/">https://www.edinburghzoo.org.uk/webcams/panda-cam/</a></p> <p>San Diego Zoo</p>  <p><a href="https://zoo.sandiegozoo.org/live-cams">https://zoo.sandiegozoo.org/live-cams</a></p>	<p><a href="https://www.youtube.com/watch?v=k0l8kGhk-2Q">https://www.youtube.com/watch?v=k0l8kGhk-2Q</a></p> <p><b>Down in the Jungle</b></p>  <p><a href="https://www.bbc.co.uk/teach/school-radio/nursery-rhymes-down-in-the-jungle/zfqgscw">https://www.bbc.co.uk/teach/school-radio/nursery-rhymes-down-in-the-jungle/zfqgscw</a></p>
<b>Thinking Time</b>	<p><b>PSHE</b> <b><i>Keep fit, Keep Healthy!</i></b></p> <p>How can you stay fit and healthy? Share your ideas with a grown up?</p> <p>Can you make up your own exercises to help you stay fit and healthy at home?</p>	<p><b>PSHE</b></p> <p>Listen to the story <i>Charlie and Lola - I will not ever, never eat a tomato</i> by Lauren Child</p>		<p><b>RE</b></p> <p>Who is Jesus?</p> <p>What can the children remember about him?</p> <p>In Tom and Tessa's Bible it tells them that the name Jesus means 'He saves' Where have you heard the word 'save' before?</p>	<p><b>Mindfulness</b></p> <p>Enjoy watching the fish as you learn a technique called square breathing.</p>  <p><a href="https://www.youtube.com/watch?v=YFdZXwE6fRE">https://www.youtube.com/watch?v=YFdZXwE6fRE</a></p>




# St Mary's C of E Primary School Dover

Week Beginning: 22.2.21

Class: R

Teacher: Miss Riley



<https://www.youtube.com/watch?v=P3CdrVN3kgE>

In Tom and Tessa's Bible it tells them that the name Jesus means 'He saves'.

Where have you heard the word 'save' before?



The Goalkeeper saved the goal. This stopped the other team from winning. The dog and the person needed saving from danger. The dog had got lost and fallen into the river.

Tom and Tessa know that Jesus came to the world to save those who are lost, in danger or made wrong

FOUNDED 1789




# St Mary's C of E Primary School Dover

Week Beginning: 22.2.21

Class: R

Teacher: Miss Riley

				choices. This is because God loves everyone. That is why his name means 'He saves'.	
<b>Exercise</b>	 <p>P.E. WITH JOE Monday - Friday 9am Live on YouTube The Body Coach TV #PEwithJOE</p>	<p>Get yourself moving and try to complete a Joe Wicks or Go Noodle workout once a day.</p> <p><a href="https://family.gonoodle.com/">https://family.gonoodle.com/</a></p> <p><a href="https://www.youtube.com/watch?v=d3LPrhI0v-w">https://www.youtube.com/watch?v=d3LPrhI0v-w</a></p> <p>Chill out and relax by trying one of these children's yoga videos.</p> <p><a href="https://www.youtube.com/user/CosmicKidsYoga">https://www.youtube.com/user/CosmicKidsYoga</a></p>			





St Mary's C of E Primary School Dover

Week Beginning: 22.2.21

Class: R

Teacher: Miss Riley

### Useful Links for EYFS

#### Websites

<https://new.phonicsplay.co.uk/>  
[www.phonicsbloom.co.uk](http://www.phonicsbloom.co.uk)  
[www.topmarks.co.uk](http://www.topmarks.co.uk)  
[www.ictgames.co.uk](http://www.ictgames.co.uk)  
<https://www.bbc.co.uk/cbeebies>

#### Shows

Watch a 5 minute episode of Alphablocks each day  
<https://www.bbc.co.uk/cbeebies/shows/alphablocks>

Watch a 5 minute episode of Numberblocks each day  
<https://www.bbc.co.uk/cbeebies/shows/numberblocks>

Andy's Wild Adventures

<https://www.bbc.co.uk/iplayer/episodes/b01kpzzt/andys-wild-adventures>



LOCKDOWN PRE-SCHOOL TIMETABLE! 		
Subject	Show	Teacher
Maths	Numberblocks	The Numberblocks
Phonics	Alphablocks	The Alphablocks
Geography	Go Jetters	Ubercorn
Music	Yolanda's Band Jam	Mrs Brown
Science	Maddie's Do You Know?	Miss Moate
Food Tech	My World Kitchen	The World
P.E.	Andy's Wild Workouts	Mr Day



Please email me daily to let me know how you are getting on with the activities I have set you, if you could send me photographs of what you have been doing that would be great - I love to see your learning!

[sam.riley@stmarysprimary.net](mailto:sam.riley@stmarysprimary.net)