














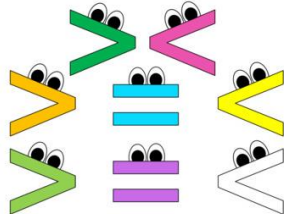








St Mary's Church of England Primary School: Home Learning:

Please share with us what your child has done then or contact us with any questions or problems:

daisy.craig@stmarysprimary.net or emma.fagg@stmarysprimary.net

Class 1 22.2.21	Monday 22.02.2021	Tuesday 23.02.2021	Wednesday 24.02.2021	Thursday 25.02.2021	Friday 26.02.2021
Handwriting 	<p>LO: To know tricky words. To use pre-cursive handwriting. Copy the 5 tricky words as shown:</p> <p><i>to</i> <i>the</i> <i>no</i> <i>go</i> <i>I</i></p> <p>Please email your completed work to us.</p>	<p>LO: To know tricky words. To use pre-cursive handwriting. Copy the 5 tricky words as shown:</p> <p><i>they</i> <i>are</i> <i>all</i> <i>my</i> <i>here</i></p> <p>Please email your completed work to us.</p>	<h1>Wonderful Wednesday</h1> <p>Please see alternative timetable.</p>	<p>LO: To know tricky words. To use pre-cursive handwriting. Copy the 5 tricky words as shown:</p> <p><i>said</i> <i>so</i> <i>have</i> <i>like</i> <i>some</i></p> <p>Please email your completed work to us.</p>	<p>LO: To know tricky words. To use pre-cursive handwriting. Copy the 5 tricky words as shown:</p> <p><i>come</i> <i>were</i> <i>there</i> <i>little</i> <i>one</i></p> <p>Please email your completed work to us.</p>
Reading Phonics Play: Username : jan21 Password: home	<p>LO: To read and respond to text. Read the sentences – then swap words around to make new sentences.</p> <p>Complete the Winter Wonderland reading comprehension. Please email your completed work to us.</p>	<p>LO: To read a text. To know and recognise 'ai'. Read the sentences - ai – select Week 5 – Monday – ai</p> <p>Read the snail in the rain – can you write all the 'ai' words you can find in the story? Please email your completed work to us.</p>		<p>LO: To read and respond to text. Read the sentences – then swap words around to make new sentences.</p> <p>Complete the Clouds are Falling Down Reading Comprehension. Please email your completed work to us.</p>	<p>LO: To read a text. To know and recognise 'igh'. Read the sentences - igh – select Week 5 – Thursday – igh</p> <p>Read the light in the night – can you write all the 'igh' words you can find in the story? Please email your completed work to us.</p>
Phonics 	<p>LO: To know and recognise 'ai'. Daily phonics chart: Say the sounds:</p>  <p>Can you watch the alphablocks – it's the ai sounds today?</p> <p>Alphablocks - Train - ai</p> <p>Write 3 ai words that you have seen in the alphablocks.</p> <p>Please email your completed work to us.</p>	<p>LO: To know and recognise 'ai'. Daily phonics chart:</p>  <p>Can you say the ai words: pause the video if you need to:</p> <p>Ai word reading</p> <p>Write 3 ai words that were in the video.</p> <p>Please email your completed work to us.</p>		<p>LO: To know and recognise 'igh'. Daily phonics chart: Say the sounds:</p>  <p>Can you watch the alphablocks – it's the igh sounds today?</p> <p>Alphablocks - Tlighthouse - igh</p> <p>Write 3 igh words that you have seen in the alphablocks.</p> <p>Please email your completed work to us.</p>	<p>LO: To know and recognise 'igh'. Daily phonics chart: Say the sounds:</p>  <p>Can you say the ai words: pause the video if you need to:</p> <p>Igh word reading</p> <p>Write 3 igh words that were in the video.</p> <p>Please email your completed work to us.</p>

<p>Writing</p> 	<p>L.O: To write simple sentences. [Special Effects] The Rainbow Fish Read Aloud Books for Children - YouTube</p>  <p>Using short sentences, write the answers to these questions? Who is this in the picture? What do you think makes this fish more beautiful than the others? How do you think the Rainbow Fish is feeling in the beginning of the story?</p>	<p>L.O To write simple sentences. [Special Effects] The Rainbow Fish Read Aloud Books for Children - YouTube</p>  <p>Using short sentences can you write the answers to these questions? What did the blue fish want from rainbow fish? How would you feel if you were the blue fish? Why do you think the Rainbow Fish did not want to give up his fins?</p>		<p>L.O: To write simple sentences. [Special Effects] The Rainbow Fish Read Aloud Books for Children - YouTube</p>  <p>Using short sentences can you write down the answers to these questions? What is happening in this picture? How do you think the Rainbow Fish feels now? Can you think of different words to describe how the fish might feel now?</p>	<p>L.O To know adjectives.</p>  <p>Have a look at the picture of the Rainbow Fish, what words can you think of that might describe him? Can you put those words into a sentence? E.g- The Rainbow Fish is pretty and colourful.</p>
<p>Mental maths</p> 	<p>L.O. To know the days of the week. Listen to ‘Days of the Week’ What day is it today? What day was it yesterday? What day will it be tomorrow?</p>	<p>L.O. To know the days of the week. Listen to ‘Days of the Week’ What day is it today? What day was it yesterday? What day will it be tomorrow?</p>		<p>L.O. To know the months of the year. Listen to ‘Months of the Year’ What month are we in now? What was last month? What is next month?</p>	<p>L.O. To know the months of the year. Listen to ‘Months of the Year’ What month are we in now? What was last month? What is next month?</p>
<p>Mathematics</p> 	<p>LO: To recognise one more one less. Watch: One More One Less Complete the Activity</p>  <p>Please email your answers to us.</p>	<p>LO: To compare objects within 50. Watch: Compare objects within 50. Complete the Activity</p>  <p>Please email your answers to us.</p>		<p>LO: To compare numbers within 50. Watch: Compare numbers within 50. Complete the Activity</p>  <p>Please email your answers to us.</p>	<p>LO: To order numbers within 50. Watch: Order numbers within 50. Complete the Activity Click on image for song:</p>  <p>Please email your answers to us.</p>

<p>Topic</p> 	<p>PE: Can you create and complete your own obstacle course? See below for ideas.</p>	<p>Science: LO: To say which part of your body each sense is associated with. Watch the video on the 5 senses: Your 5 senses Can you complete the sense scavenger hunt?</p>		<p>Topic: To know the four countries within the UK. Watch: ‘The United Kingdom’ What four countries make up the UK? What capital cities can you remember? Follow the lesson – take the quiz and complete the map.</p>  <p>Please email your work to us.</p>	<p>Computing: L.O To know how to use the mouse. https://www.i2e.com/jit5#point Choose a scene/picture and paint it to add details and colour. <i>I chose the desert island and created a treasure map.</i> What will you choose?</p> 
<p>Story/Thinking Time</p> 	<p>Music: LO: To listen to and respond to music. Choose a song to listen to (or get an adult to choose one) Draw a picture of what you think of Write down some musical words about what you hear. Discuss whether the music is fast or slow, if you can hear any singing etc.</p>	<p>Story Time: Can you read a book with your adult? If you want a story online then try this one: Junior Jackanory - The Snow Dragon</p>		<p>Art: To use different mediums for a desired effect. Can you create one of the scenic pictures from the UK clip? Using what you have at home – pens, pencils, paint, crayons, chalk, paper etc. Be as creative as you like.</p>  <p>Here is a mountain pictures created from wrapping paper -Mr Maker!</p>	<p>R.E: To understand new life and relate to the Easter story. Watch Spring What can you see in the video? Can you see what is the same about all of the things? What do you think 'new life' could mean? <i>Draw a 'Spring' picture to tell someone that there is new life for all living things in Spring.</i> Please email your work to us. <i>What are you proud of this week? What can you share with Ms Craig/Mrs Fagg? What do you want to do next week? Is there anything you would like to share on the Facebook Page?</i></p>
<p>Exercise and Breaks</p>	<p>Mindfulness: Can you add something to your gratitude tree? Can you do the Rainbow Waterfall mindfulness? Rainbow Waterfall Mindfulness</p>	<p>Dance: Have a dance, can you follow the moves? Choose one of the characters to follow and dance along with! Prince Ali song from Aladdin</p>		<p>Exercise: Go on a Jurassic Chase – follow the instructions and remember what to do! *Favourite! OR Try one of these ‘Bop Box Boogies’ Dances.</p>	<p>Exercise: Exercise to your favourite Disney characters. Or Can you play the Jumping dice game? See below for instructions.</p>

Winter Wonderland

Step 1 Starting Reading Skills



Q1: Who had a snowball fight?

Tick **two**.



- Jess ☐
- Kim ☐
- Josh ☐
- Len ☐



Jess makes a snowman. It has a long scarf and a black hat. Kim and Josh play and have a snowball fight. Len goes down the hill.

Q2: Which word in the text best describes the snowman's hat?

Tick **one**.



- black ☐
- long ☐
- play ☐
- fight ☐

Q3: How do you think Kim and Josh are feeling?

Answer with a full sentence.



Q4: What did Len do?

Answer with a full sentence.



Monday PE: Create and complete your own obstacle course:



Obstacle Course PE Home Learning

Time to Learn:

- Using objects such as tins, pillows and teddy bears, can you create your own obstacle course?
- Place the tins in a line so you have to swerve through them. Layout teddy bears so that you have to jump over them or use pillows as stepping stones.
- How long does it take you to complete the course? Can you complete the course faster than someone else?



Can you keep trying to challenge yourself, getting quicker as you complete the course?

Challenge yourself!
Start with a shorter course and extend it as you get faster!



Time yourself against someone!
Have five goes each. Who will be the quickest?



Race against other family members!
Who is the quickest in your family?

Top Tips

Use your space

- Spread the course out in your garden or somewhere indoors with more space.


Let's Reflect

What was the hardest course you created?
Can you explain why?
How did you feel when you beat your fastest time?



YOUTH
SPORT
TRUST

The Snail in the Rain




A contest was put on by the Queen, in spring. The snail and the dog with a tail, went to the start mark.




The aim was not to fail but to finish first. The main road was straight but full of bumps.



Then, the rain and hail fell from up high. The road was wet.



The dog fell on a nail stuck in the road. He was hurt and had to stop.



The snail felt bad. He went to pick up the dog. The dog was in pain. The snail put the dog on his shell and went to the train.



The train took them to the end of a rail track. They went to the finish together.

Step 2 Developing Reading Skills



The Clouds Are Falling Down

Henry was sitting in his classroom looking out of the window. School was so boring. He knew all of his numbers and how to add them up. He knew how to read books and he read them every day. Henry knew everything so he spent his days looking out of the classroom window.

Q1: Tick **one** word to finish off this sentence: Henry thought that school was...

☐ fun

☐ boring

☐ exciting

☐ cool



Q2: Circle **three** things that Henry already knew about.

playing numbers spelling adding reading windows

Suddenly, Henry noticed something strange coming from the sky. First one speck, then two and then, more than he could count. The small, white flakes were falling from the sky and started covering up the playground floor.



"Mr Dull!" Henry shouted. "You need to look at this. I think the clouds are falling down!"

"Don't be so silly, Henry," replied Mr Dull.



Q3: What was Henry's teacher called?

Q4: Find and copy **two** words which describe the flakes falling from the sky.



"No, really," insisted Henry. "The clouds are falling down. The playground is covered with them!" he said.

Mr Dull finally looked out of the window to see what Henry was talking about. The playground floor was covered smooth, white slush.

Mr Dull walked over to the classroom door. "Right, children," he shouted. "Come with me. Let's go and see if we can find out what is really on the playground floor."



Q5: What do you think was really falling from the sky? Give a reason.



Q6: Number the sentences below to show the order they happen in. The first one has been done for you.

☐ Mr Dull walked over to the classroom door.

☐ Henry noticed something strange coming from the sky.

☐ Mr Dull said "Don't be so silly, Henry."

☒ 1 Henry was sat in the classroom looking out of the window.


☐ Mr Dull finally looked out of the window.




The Light in the Night




Dwight was in the woods. He often went to the woods with his mum and dad.



They had a hut that had beds in it. In the summer, they slept in the hut.



The wood was dark at night. The hut was dark too. It did not contain a light.



Dwight slept next to his mum and dad, as he often got a fright.



One night in winter, Dwight had to sleep in the hut, as his mum and dad went to hunt for food.



Then, he did see a bright light. His mum and dad had put it next to his bed. He did not need to feel afraid.



Jumping Dice PE Home Learning



Can you
keep trying
even if you
feel tired?

Time to Learn:

- Play with a partner, take turns to roll a dice.
- Look at the number you have rolled and then complete the correct jumping exercises:

Roll a 1 = Perform twenty star jumps

Roll a 2 = Perform twenty tuck jumps

Roll a 3 = Perform twenty pencil jumps

Roll a 4 = Perform twenty jumps with a $\frac{1}{2}$ turn

Roll a 5 = Perform twenty jumps with a full turn

Roll a 6 = Perform twenty squat jumps

- The first player to complete all of the activities listed above is the winner.



Perform ten
'repetitions' on
each station
instead of twenty.



Play for three
minutes. The
player who has
completed the
highest number
of exercises wins.



Think of some
different jumps to
try? Change the
numbers on the
dice to represent
your own jumping
ideas.

Top Tips

Pace yourself

- Take your time when performing the exercises, as you may need to perform some of them more than once.

Let's Reflect

What happened to your
body (heart) after
completing an exercise?

What helped you to keep
working hard and not
give up?



Complete P.E.
INSPIRE LEARN SUCCEED



**YOUTH
SPORT
TRUST**