














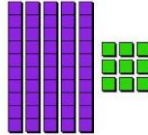





St Mary's Church of England Primary School: Home Learning:

Please share with us what your child has done or contact us with any questions or problems:







daisy.craig@stmarysprimary.net or emma.fagg@stmarysprimary.net

Class 1 08.2.21	Monday 08.02.2021	Tuesday 09.02.2021	Wednesday 10.02.2021	Thursday 11.02.2021	Friday 12.02.2021
 <p>Handwriting</p>	<p>Copy the 5 tricky words as shown:</p> <p><i>do</i></p> <p><i>when</i></p> <p><i>what</i></p> <p><i>could</i></p> <p><i>should</i></p> <p>Please email your completed work to us.</p>	<p>Copy the 5 tricky words as shown:</p> <p><i>would</i></p> <p><i>want</i></p> <p><i>their</i></p> <p>Mr</p> <p>Mrs</p> <p>Please email your completed work to us.</p>	<p>Wonderful Wednesday</p> <p>Please see alternative timetable.</p>	<p>Copy the 5 tricky words as shown:</p> <p><i>love</i></p> <p><i>your</i></p> <p><i>people</i></p> <p><i>looked</i></p> <p><i>asked</i></p> <p>Please email your completed work to us.</p>	<p>Copy the 5 tricky words as shown:</p> <p><i>called</i></p> <p><i>water</i></p> <p><i>where</i></p> <p><i>who</i></p> <p><i>why</i></p> <p>Please email your completed work to us.</p>
<p>Reading Phonics Play:</p> <p>Username : jan21</p> <p>Password: home</p>	<p>Today is 'ur'!</p> <p>Read the sentences:</p> <p>Select Week 7 – Monday - ur</p> <p>Reading comprehension below:</p> <p>The Zoom to the Moon.</p> <p>Please email your answers to us.</p>	<p>Today is 'ow'!</p> <p>Read the sentences:</p> <p>Select Week 7 – Tuesday – ow</p> <p>Purple Group: Phonics games - Phase 2</p> <p>Orange Group: Phonics games - Phase 3</p>		<p>Listen/Join in to Tricky Word Song.</p> <p>Read the sentences:</p> <p>Select Week 7 – Wednesday – Tricky Words – 'You'.</p> <p>Purple Group: Flash Cards – Phase 2</p> <p>Orange Group: Flash Cards – Phase 3</p>	<p>Today is 'oi'!</p> <p>Read the sentences:</p> <p>Select Week 7 – Thursday – oi</p> <p>Weekend read:</p> <p>Choose a book from Oxford Owl:</p> <p>Purple Group</p> <p>Orange group</p>
 <p>Phonics</p>	<p>Daily phonics chart: Say the sounds:</p>  <p>Watch the alphablocks – ir sound:</p> <p>Alphablocks ir - birthday girl</p> <p>Can you play the 'ir' read and roll game? Underline the words you have read.</p> <p>Please email your completed read and roll mat to us.</p>	<p>Daily phonics chart:</p>  <p>Can you say the ir words: pause the video if you need to:</p> <p>ir word flashcards</p> <p>Can you find the 'ir' words in the wordsearch?</p> <p>Please email your completed wordsearch to us.</p>		<p>Daily phonics chart: Say the sounds:</p>  <p>Watch the alphablocks – ue sound:</p> <p>Alphablocks ue - blue</p> <p>Can you play the 'ue' read and roll game? Underline the words you have read.</p> <p>Please email your completed read and roll mat to us.</p>	<p>Daily phonics chart: Say the sounds:</p>  <p>Can you say the ue words: pause the video if you need to:</p> <p>ue word flashcards</p> <p>Can you find the 'ue' words in the wordsearch?</p> <p>Please email your completed wordsearch to us.</p>

<p>Writing</p> 	<p>Can you watch the story of Pip and Posy and the super scooter? Pip and Posy: the super scooter Can you write about what is happening in the picture? Who is this and what are they doing on the scooter? Are they happy or sad?</p>  <p>Please email your writing to us.</p>	<p>Can you watch the story of Pip and Posy and the super scooter? Pip and Posy: the super scooter Can you write about what is happening in the picture? Who is the new character and what are they doing? Is Pip happy or sad?</p>  <p>Please email your writing to us.</p>		<p>Can you watch the story of Pip and Posy and the super scooter? Pip and Posy: the super scooter Can you write about what is happening in the picture? What did Posy do with the scooter? Did it go well?</p>  <p>Please email your writing to us.</p>	<p>Can you watch the story of Pip and Posy and the super scooter? Pip and Posy: the super scooter Can you write about what is happening in the picture? How did the story end?</p>  <p>Please email your writing to us.</p>
<p>Mental maths</p> 	<p>LO: To recall number bonds. Save the Whale Number bonds</p>	<p>LO: To recall number bonds. Number families to 10</p>		<p>LO: To recall number bonds. Jungle maths - number bonds</p>	<p>LO: To recall doubles. Archery doubles</p>
<p>Mathematics</p> 	<p>LO: To count to 50. Watch: Numbers to 50 Complete the Activity Click on image for song:</p>  <p>Please email your answers to us.</p>	<p>LO: To count forwards and backwards within 50. Watch: Counting forwards and backwards within 50. Complete the Activity Click on image for song:</p>  <p>Please email your answers to us.</p>		<p>LO: To recognise 10s and 1s. Watch: Tens and Ones Complete the Activity Click on image for song:</p>  <p>Please email your answers to us.</p>	<p>LO: To represent numbers to 50. Watch: Represent numbers to 50 Complete the Activity Click on image for song:</p>  <p>Please email your answers to us.</p>

<p>Topic</p> 	<p>PE: Colour combination Workout below.</p>	<p>Science: L.O. To be able to sort materials into categories.</p> <p>See if you can find items in your house and sort them into these categories!</p> <p>-Hard/ Soft -Rough/Smooth -Bendy/Not Bendy -Waterproof/ Not Waterproof</p> <p>Extension: Can you find any items in your house that fit in to these tricky categories? Opaque (is not see through)/ Transparent (see-through). Absorbent (soaks up liquid)/ Not absorbent (Does not soak up liquid).</p> <p>Materials Song</p>			<p>Topic: To use words relating to the passing of time. 100 Years of Toys Video <i>We have explored and compared toys – some toys are the same and some are different. We have more rules now to make sure that toys are completely safe and designed for specific children.</i> What do you notice about older toys? What did you like about older toys? What didn't you like about older toys? Copy and complete the sentences below using the correct time language. Can you draw a picture to go alongside?</p>  <p>Please email your work to us.</p>	<p>Computing: L.O To learn how to write coding. JIT5 (i2e.com) Select the 'cars' background. Can you get the car to park in one of the spaces without crashing? Write down the instructions you want to tell the car. Enter the instructions for the car to follow. Then press the play button to see if your instructions worked.</p> <p>Extension: Can you enter the instructions to make a square? Use the 'Pen Down' option and then give the character the instructions and see if it makes a square shape.</p> 
<p>Story/Thinking Time</p> 	<p>Music: L.O. To use imagination and storytelling in music. Tchaikovsky - Swan Lake (Swan Theme) - YouTube Listen to this piece of classical music and see if you can use your imagination to come up with a story that fits well with this music!</p>	<p>PSHEC: How to cycle safely? Discuss: What have you learnt about cycling safely? What are you going to do in the future?</p> <p>Story Time: Share a story with an adult. We recommend: The smartest giant in town Smartest giant in town song</p>			<p>Art: To use a range of materials. To design and create for a purpose.</p>  <p>Create your own toy! Using what is available at home – try creating your own construction blocks. All you need is paper/card, scissors and sticky tape. Can you construct a castle or a rocket? OR Draw with Squiglet Get creative with CBeebies – Please email your work to us.</p>	<p>R.E: To know what Christians believe about the Good News. <i>Christians believe that Jesus was sent to them to bring Good News/ to help them live their lives through guidance.</i> Watch: Good News Complete the RE questions below. Please email your work to us.</p> <p>What are you proud of this week? What can you share with Ms Craig/Mrs Fagg? What do you want to do next week? Is there anything you would like to share on the Facebook Page?</p>
<p>Exercise and Breaks</p>	<p>Mindfulness: Can you add something to your gratitude tree? Watch: Mindfulness fish - square breathing</p>	<p>Exercise: Have a dance, can you follow the moves? Walking on sunshine</p>			<p>Exercise: Try one of these 'Bop Box Boogies' Dances. Or Try the 'Frozen' Just Dance</p>	<p>Exercise: Exercise to your favourite Disney characters. Or Complete the Friday 'Balance Time Workout'.</p>


Monday: 'ir' read and roll mat:

	thirst	thirteen	first	birth	skirt
	first	girl	third	shirt	thirteen
	third	bird	shirt	girl	first
	shirt	thirst	first	third	skirt
	birth	first	third	thirteen	bird
	skirt	shirt	girl	first	third

Phase 5 Roll and Read - ir

Zoom to the Moon

- 10 I am in a rush to get to the Moon.
16 I zoom up into the night.
21 The stars are my light.
29 My ship hits the rock with a thud.
37 I hop down and look near and far.
44 It is too dark on the Moon.
50 I zoom back to my bed.



Read Together Quick Questions



1. What does the author see on the way to the way to the Moon? Tick one.

- ☐ planets
☐ stars
☐ rockets



2. Where does the text end? Tick one.

- ☐ on the Moon
☐ in bed
☐ in the rocket ship



3. Which word describes the way the ship hits the Moon? Tick one.

- ☐ bang
☐ bash
☐ thud



4. Do you think that the author liked being on the Moon?

Monday PE: Colour combination



Colour Combination PE Home Learning

Time to Learn:

- Layout several different coloured objects on the floor.
- Partner one chooses three different coloured objects for partner two to run out and touch.
- When partner one says go, how quickly can partner two touch the coloured objects in the correct order?
- To make the game harder increase the number of colour objects that are called out or put the objects in different rooms.



Can you encourage each other and work together fairly?



Play on your own!

How many objects can you touch in 60 seconds? Can you beat your score?



Challenge yourself to move in different ways to touch the objects!



Compete against someone! Who can touch the three coloured objects the quickest?

Top Tips

Keep Low!

- Bend your knees and keep your body low towards the ground. This will help create power when you push off, changing direction quicker!



Let's Reflect

How were you able to move quickly, changing direction?
Can you explain why we might need to change direction quickly when we participate in different activities?

Tuesday: 'ir' wordsearch:

ir

s	r	t	l	e	c	s	z	v	b	e	b
k	i	r	m	f	i	r	s	t	a	t	i
c	k	e	b	i	r	d	n	d	e	h	r
r	c	i	s	r	c	a	r	d	j	i	t
h	l	s	k	m	u	s	o	j	w	r	h
s	t	h	i	r	s	t	y	n	d	t	d
t	h	j	r	j	h	i	m	j	c	e	a
d	i	r	t	y	b	r	a	h	h	e	y
p	r	r	m	r	e	p	a	g	i	n	c
s	d	s	k	t	v	s	w	i	r	l	m
p	s	i	r	r	p	p	l	r	p	m	i
l	y	t	d	t	w	i	r	l	k	f	r

sir	cirous	swirl	bird
thirteen	third	chirp	birthday
thirsty	first	firm	stir
skirt	dirty	girl	twirl



twinkl






visit twinkl.com

twinkl

Quality Standard Approved




Thursday ue read and roll mat:

'ue' saying /oo/

				
glue	untrue	clue	true	blue
blue	glue	untrue	clue	true
true	blue	glue	untrue	clue
clue	true	blue	glue	untrue
untrue	clue	true	blue	glue

Toy Description

Look at the pictures and see if you can fill in the missing words. There are lots of words to help you in the box at the bottom of the page.

	<p>These toys are from the _____ times.</p> <p>They are very _____.</p>
	<p>These toys were all made _____ I was born!</p> <p>They are all _____ than me.</p>
	<p>These toys are _____.</p> <p>_____ you can buy them in a shop or on the internet.</p>

Word Bank		
new		
older		
	old	Victorian
	today	before

Friday – ue wordsearch

ue

n c t i s s u e v o a r
i b c x t u u g l u e t
r b l b a r b e q u e g
s o u u s r h a r b w t
t a e x e h i t u l e l
u g t f f w s b r u r s
q t i a j l t r e e w y
c u e s r h a u s b y i
w o r d s g t f c e p e
x o l a p u u h u r n f
v b b g y t e e e r f b
f f z t b e v w k y e o





glue	blue	statue
argue	true	cue
tissue	rescue	blueberry
issue	clue	barbeque



Friday RE: What is the good news that Jesus brings?

Meet Jamila and Zak, they are Christians and are with their friends at Sunday School. They have been learning all about the Good News that Jesus brings.

 **Write** a prayer as Jamila and Zak about the Good News Jesus brings.



friendship	forgiveness	peace	love
others	Jesus	Amen	sorry
Thank you	Dear God	help	share

Think back over all you have learned in this unit to help you answer this question:

➤ The Good News that Jesus brings is ...



Friday PE:

**Balance Time
PE Home Learning**

Time to Learn:

- How many different body parts can you balance on?
- Can you balance on your back and tummy?
What do you do with your arms and legs?
- Can you balance on your hands and feet?
Can you lift one hand or leg off the floor?
- Choose your favourite three balances.
- Can you add them together to make a sequence. Perform your sequence to someone else. What do they think?





Can you keep trying to improve your performance?



Try balancing on your back, rolling over and then balancing on your tummy.



As you create your sequence, make sure you have at least one high and one low balance.



Try creating pair balances by connecting to a different family member.

Top Tips

Be Still!

- All balances must be held completely still for at least four seconds. Make your balances excellent by pointing your fingers and toes.

Let's Reflect

Can you hold your balances still?
Did you try a variety of ways of putting your sequence together?

