





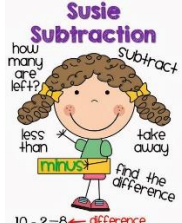


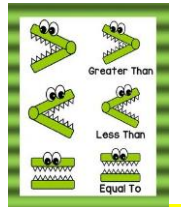



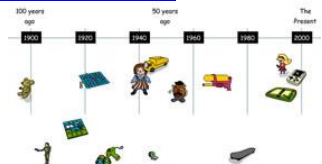





## St Mary's Church of England Primary School: Home Learning:

If you have any questions or would like to share with us what your child has done then please feel free to email. We look forward to seeing the work you have completed this week. [daisy.craig@stmarysprimary.net](mailto:daisy.craig@stmarysprimary.net) or [emma.fagg@stmarysprimary.net](mailto:emma.fagg@stmarysprimary.net)

Class 1 01.2.21	Monday 01.02.2021	Tuesday 02.02.2021	Wednesday 03.02.2021	Thursday 04.02.2021	Friday 05.02.2021
 Handwriting	Copy the 5 tricky words as shown: <i>of</i> <i>my</i> <i>one</i> <i>him</i> <i>time</i>	Copy the 5 tricky words as shown: <i>it</i> <i>her</i> <i>them</i> <i>Mr</i> <i>I'm</i>	<b>Wonderful Wednesday Please see alternative timetable.</b>	Copy the 5 tricky words as shown: <i>you</i> <i>there</i> <i>me</i> <i>just</i> <i>help</i>	Copy the 5 tricky words as shown: <i>was</i> <i>what</i> <i>do</i> <i>get</i> <i>if</i>
<b>Reading Phonics Play:</b> Username : jan21 Password: home	Can you read the sentences for today: <a href="#">Read the sentences:</a> Select Week 6 – Monday - oo  Reading comprehension below: The Odd Coin. <b>Please email your answers to us.</b>	Can you read the sentences for today: <a href="#">Read the sentences:</a> Select Week 6 – Tuesday - ar  Choose a book from Oxford Owl: <a href="#">Purple Group</a> <a href="#">Orange group</a>		Can you read the sentences for today: <a href="#">Read the sentences:</a> Select Week 6 – Thursday – or  Reading comprehension below: Pop to the Shop <b>Please email your answers to us.</b>	Can you read the sentences for today: <a href="#">Read the sentences:</a> Select Week 6 – Friday – two syllable words  <b>Purple Group:</b> <a href="#">Phonics games - Phase 2</a> <b>Orange Group:</b> <a href="#">Phonics games - Phase 3</a>
 Phonics	<a href="#">Daily phonics chant</a> Watch the video introducing the oy sound: <a href="#">Geraldine the Giraffe - oy sound</a>  Can you find the oy words on the postcard?	<a href="#">Daily phonics chant</a> Watch the video, pause it after each word and try sounding it out.  <a href="#">Oy words to sounds out</a>  Complete the roll and read mat.  An online dice can be found here if you need it: <a href="#">online dice</a>		<a href="#">Daily phonics chant</a> Watch the video of words using the oy sounds. Can you pause it after each word and have a go at sounding it out yourself?  <a href="#">Oy words to sounds out</a>  Can you complete the oy wordsearch? <b>Please email your completed wordsearch to us.</b>	<a href="#">Daily phonics chant</a>  Can you play the connect 5 game with the oy sound?

<p>Writing</p> 	<p><b>L.O. To know adjectives.</b></p> <p>Adjectives are words that tell us more detail/information about things.</p> <p>Complete the '<b>Adjective Activity</b>' below.</p> <p>Discuss:</p> <p>What words can you think of to describe muddy puddles?</p> <p>What words could you use to describe what happens to you when you jump in muddy puddles?</p> <p>Do you like jumping in muddy puddles?</p> <p><b>Watch:</b> <a href="#">Muddy Puddles</a></p> <p>Activity: Draw yourself jumping in muddy puddles and label with 5 adjectives.</p> <p><b>Please email your writing to us.</b></p>	<p><b>L.O. To write a simple sentence with clear finger spaces.</b></p> <p>Watch/Listen to: <a href="#">Muddy Puddle</a></p> <p>How do you think Jule Ann feels when she gets muddy?</p> <p>Stem Sentence: Jule Ann feels _____.</p> <p>Ask your child to copy the Stem sentence, then use their sounds to complete it. If words are not spelt correctly, that is perfectly fine.</p> <p>e.g. <b>Jule Ann feels upset wen she gets muddee.</b></p> <p>Jule Ann feels upset, cross and afraid when she gets muddy.</p> <p>Zoom in to find comprehension Questions. Select some questions to discuss:</p> <ul style="list-style-type: none"> <li>Where did the story happen? What is the setting? (This story has two settings: inside Jule Ann's house and in the yard.)</li> <li>Who are some of the characters in the story? (Jule Ann, Jule Ann's mother and the Mud Puddle.)</li> <li>What is the problem in the story? (Every time Jule Ann goes outside, the Mud Puddle jumps on her.)</li> <li>What was the solution? How was the problem solved? (Jule Ann throws two bars of soap at the Mud Puddle and it goes away.)</li> </ul> <p><b>Please email your writing to us.</b></p>		<p><b>L.O. To write a simple sentence with clear finger spaces.</b></p> <p>Watch/Listen to: <a href="#">Muddy Puddle</a></p> <p>What 'feeling words' can you remember from <a href="#">The Feelings Song</a>?</p> <p>What do you do that makes you muddy? – Football, going to a park, muddy pet etc.</p> <p>How does it make you feel?</p> <p>Stem Sentence: I feel _____.</p> <p>Ask your child to copy the Stem sentence, then use their sounds to complete it. If words are not spelt correctly, that is perfectly fine.</p> <p>e.g. <b>I feel horibl wen mi dog gets me muddee.</b></p> <p>Zoom in to find comprehension Questions. Select some questions to discuss:</p> <p>Page 6: Why was Jule Ann red all over?</p> <p>Page 10: Look at the picture and say how you think Jule Ann feels when the mud puddle jumps on her.</p> <p>Page 11: Why does Jule Ann take off her raincoat? (She was hot and she didn't think the mud puddle was going to jump on her).</p> <p>Page 24: How did the mud puddle feel about soap? How do you know?</p> <p><b>Please email your writing to us.</b></p>	<p><b>L.O. To write a simple sentence with clear finger spaces.</b></p> <p>Watch/Listen to: <a href="#">Muddy Puddle</a></p> <p>How do you think Jule Ann feels when she gets clean?</p> <p>Stem Sentence: Jule Ann feels _____ when _____.</p> <p>Ask your child to copy the Stem sentence, then use their sounds to complete it. If words are not spelt correctly, that is perfectly fine.</p> <p>e.g. <b>Jule Ann feels hapee wen she is clean.</b></p> <p>She is happy when she is clean but nervous about getting muddy again.</p> <p>Activity: Can you draw 3 pictures that tell the main events of the story in the BEGINNING, MIDDLE and END?</p>  <p><b>Please email your writing to us.</b></p>
<p>Mental maths</p> 	<p><b>LO: To add one each time.</b></p> <p><a href="#">BBC iPlayer - Numberblocks - Series 2: Just Add One</a></p> <p>Select 1-30 or 1-50 depending on what is suitable.</p> <p><a href="#">Chopper Squad More or Less - Mental Maths Game - 5 to 7 Year Olds (topmarks.co.uk)</a></p>	<p><b>LO: To take one away.</b></p> <p><a href="#">BBC iPlayer - Numberblocks - Series 2: Ten Green Bottles</a></p> <p>Sing 10 green bottles as you smash bottles, then shout 'ANGRY CHEF' when angry cook appears.</p> <p><b>Orange Group:</b> Increase the number. Hide the number at the bottom to work out one less.</p> <p><a href="#">Bottle Take Away (ictgames.com)</a></p>		<p><b>L.O. To count to 50.</b></p> <p><a href="#">Count by 1's to 50 - Forward and Backward   Counting Song for Kids   Count to 50   Jack Hartmann - YouTube</a></p> <p>Join in with Jack!</p>	<p><b>L.O. To add numbers within 10.</b></p> <p><a href="#">BBC iPlayer - Numberblocks - Series 2: Blast Off</a></p> <p>Count on from or find the numbers between 1-30 or higher.</p> <p><a href="#">Blast Off - Mental Maths for 5 to 8 Year Olds (topmarks.co.uk)</a></p>
<p>Mathematics</p> 	<p><b>LO: To subtract crossing 10.</b></p> <p><b>Watch:</b> <a href="#">Crossing 10</a></p> <p>Complete the <a href="#">Activity</a></p>  <p><b>Please email your answers to us.</b></p>	<p><b>LO: To subtract crossing 10.</b></p> <p><b>Watch:</b> <a href="#">Crossing 10</a></p> <p>Complete the <a href="#">Activity</a></p>  <p><b>Please email your answers to us.</b></p>		<p><b>LO: To use related facts for subtraction/addition.</b></p> <p><b>Watch:</b> <a href="#">Related Facts</a></p> <p>Complete the <a href="#">Activity</a></p>  <p><b>Please email your answers to us.</b></p>	<p><b>LO: To compare number sentences.</b></p> <p><b>Watch:</b> <a href="#">Compare Number Sentences.</a></p> <p>Complete the <a href="#">Activity</a></p>  <p>Remember the hungry crocodile wants to eat the bigger number!</p> <p><b>Please email your answers to us.</b></p>

<div>Topic</div> 	<div>PE:</div> <div>Choose one:</div> <div><a href="#">Cosmic Kids Yoga - YouTube</a></div> <div>OR</div> <div><a href="#">PE with Joe</a></div>	<div>Science:</div> <div>See activity below:</div> <div><a href="#">KS1 Properties of Materials - Science Experiment - A Waterproof Umbrella - YouTube</a></div> <div>Please email your work to us.</div>		<div>Topic:</div> <div>To compare similar toys from different times.</div> <div>Toys from the 60s!</div> <div>Watch <a href="#">'Magic Grandad'</a></div> <div>What do you notice about their toys?</div> <div>What are they made from?</div> <div>What do they look like?</div> <div>How are these toys different to the toys we have today?</div> <div>Draw a toy timeline to show a toy from the Victorian times, to 1950s/1960s, to your grandparents' toys, to parent toys and then to your toys.</div> <div><a href="#">Online Toy Timeline</a></div> 	<div>Computing:</div> <div>To insert text.</div> <div>Can you write words on <a href="#">here</a> to describe the pictures?</div> <div>Can you change the style, size and colour of the writing?</div> <div>I chose the beach...</div> 
<div>Story/Thinking Time</div> 	<div>Mindfulness:</div> <div>Can you add something to your gratitude tree?</div> <div><a href="#">Go noodle - bring it down mindfulness</a></div>	<div>PSHEC:</div> <div><a href="#">What do we need to be healthy?</a></div> <div>Discuss:</div> <div>What have you learnt about being healthy?</div> <div>What foods are healthy?</div> <div>Story time:</div> <div>Choose a story to read together.</div> <div>You can find stories online here to read for free:</div> <div><a href="#">Online stories - book trust</a></div>		<div>Art:</div> <div>To use a range of materials. To design and create for a purpose.</div>  <div>Create your own toy!</div> <div>Using what is available at home – try creating your own marble run. All you need is toilet roll, scissors and sellotape. It can be freestanding or wall mounted.</div> <div>OR</div> <div>Draw with <a href="#">Squiglet</a></div> <div>Get creative with <a href="#">Cbeebies</a> –</div> <div>Please email your work to us.</div>	<div>R.E: To understand why the disciples were chosen.</div> <div>The Bible tells Christians that Jesus wants his followers to forgive other people, not just 7 times, but 70 x 7 times.</div> <div>Forgiving people can be hard sometimes, but Christians know this is what God wants his people to do and he promises to help them to forgive.</div> <div>Complete the RE questions below.</div> <div>Please email your work to us.</div> <div>What are you proud of this week?</div> <div>What can you share with Ms Craig/Mrs Fagg?</div> <div>What do you want to do next week?</div> <div>Is there anything you would like to share on the Facebook Page?</div>
<div>Exercise and Breaks</div>	<div>Music:</div> <div><a href="#">Cbeebies Prom - Off To The Moon</a></div>	<div>Warm Up with <a href="#">Go Noodle Trolls Dance</a></div>		<div>Try one of these <a href="#">'Bop Box Boogies'</a> Dances.</div>	<div>Exercise to your favourite <a href="#">Disney characters</a>.</div>

## The Odd Coin

- 8 I can see a coin on the rocks.  
19 It is red and it has an odd mark on it.  
26 It might be a good luck charm.  
35 I will pick it up and check with Dad.  
44 He will tell me if I can keep it.



## Read Together Quick Questions



1. Find and copy one word that describes the mark on the coin.

\_\_\_\_\_



2. Where did the author see the coin?  
Tick one.

- ☐ in a bin  
☐ on the rocks  
☐ at the fair



3. How might the coin have got onto the rocks?

\_\_\_\_\_  
\_\_\_\_\_



4. What do you think Dad will say?

\_\_\_\_\_  
\_\_\_\_\_

Monday 'oy' postcard:

Dear Conroy,

I am full of joy! I have just been employed on Blackbeard's ship. No, not a toy ship... a real ship!

I am now a loyal sailor of the seven seas. I will eat oysters and shout "land ahoy!" from the top of the mast. I will not annoy Blackbeard or he will throw me off the boat!

I will enjoy my job on the boat but I think that I will miss you lots. It will be a joy to see you as I visit land.

Best wishes,

Joy Savoy x



Conroy MacCoy,  
14 Royal Road,  
Aberfoyle,  
Stirling,  
FK8 2OY



visit [twinkl.com](https://www.twinkl.com)


# Finding Adjectives

1. The cat is pretty.
2. I have long legs.
3. She found a shiny shell.
4. The happy penguin looked up.
5. The big elephant drank water.
6. The dog had fluffy fur.

Read the sentences and circle the adjective in each of them.



Tuesday: oy Read and roll mat:


	loyal	royal	joy	toy	enjoy
	boy	toy	loyal	enjoy	royal
	toy	joy	royal	loyal	boy
	enjoy	boy	toy	joy	loyal
	joy	enjoy	boy	royal	toy
	royal	enjoy	loyal	joy	boy

Phase 5 Roll and Read - oy



## Pop to the Shop

- 8 Will you pop to the shop for me?
- 18 I need you to get butter, eggs and a loaf.
- 27 Go down the road and then up the hill.
- 37 Turn right at the church that is near the pool.
- 47 Be quick or you will get wet in the rain!



## Read Together Quick Questions



1. Find and copy one word that means the same as 'fast'.

\_\_\_\_\_



2. Name **two** of the things that the person should get from the shop.

• \_\_\_\_\_

• \_\_\_\_\_



3. What might happen if the person takes too long getting to the shop?

\_\_\_\_\_

\_\_\_\_\_



4. Number these instructions from 1-3 to show the order that they appear in the text.

- ☐ Be quick.
- ☐ Go down the road.
- ☐ Turn right at the church.



Tuesday Science:

OH NO!!! It's started to rain in Toyland and none of the toys have umbrellas! Let's see if we can create an experiment to see if we can make umbrellas for the toys!!!



### [KS1 Properties of Materials - Science Experiment - A Waterproof Umbrella - YouTube](#)

Watch this short clip to show you how you can conduct this experiment.

Before you conduct this experiment, try and predict which materials will keep your toy dry and which ones will not.

-Using materials at home see if you can find out which ones are waterproof.

Some examples to use could be:

Cardboard

Plastic Bag

Foil/Crisp packet

Fabric (tea towel or clothing)

Kitchen roll

Any clear container can be used to put the toy in.

Don't forget to write down your findings in a table:

Materials	What happened?	Could this be used as an umbrella?

Extension Questions- Which material would you use for an umbrella? Why would you use this material? Why do you think we would not use glass for an umbrella? What do you think waterproof means?

<https://www.youtube.com/watch?v=4nd42ISTOJI> – You can also watch this video to learn more about waterproof materials and why some materials are not waterproof.

Thursday oy wordsearch:

**oy**

m	a	c	e	m	p	l	o	y	k	e	l
i	r	a	n	n	o	y	r	e	d	n	o
b	e	h	j	k	m	w	s	x	s	o	y
w	s	o	c	v	r	f	r	t	y	h	a
n	j	y	m	j	o	y	s	t	e	r	l
c	o	w	b	o	y	u	i	o	k	l	o
n	y	e	u	p	a	b	d	y	y	e	p
y	c	a	o	t	l	e	e	s	r	n	t
u	t	h	y	a	n	c	a	s	j	r	
a	r	a	n	y	t	e	o	j	b	o	y
h	d	e	s	t	r	o	y	a	o	y	r
p	e	v	o	y	a	g	e	c	v	o	s



joy	boy	voyage	loyal
annoy	cowboy	oyster	soy
enjoy	royal	decoy	employ
destroy	buoy	toys	ahoy



visit [twinkl.com](https://www.twinkl.com)

## RE - Friday

How do you think the children in this picture are feeling?



Do you think the little girl found it easy to forgive her brother?



Do you think forgiving people can bring you peace?  
How?

? How do you think this girl felt when she had forgiven her younger sister?



? When you have been forgiven and made friends again, does it make you feel peaceful?

? I wonder, is forgiving others Good News?

))) Tell me more about your answer

Christians know that when they say sorry to God, they will be forgiven.

Do you think this can make them feel peaceful?