








St Mary's C of E Primary School Dover

Week Beginning: 1.2.21

Class: R

Teacher: Miss Riley

Week 5	Monday 1.2.21	Tuesday 2.2.21	Wednesday 3.2.21	Thursday 4.2.21	Friday 5.2.21
Phonics Learning Goals: I can hear and say the initial sound in a word. I can read simple words.	Warm up How many sounds can you recognise? https://www.phonicsplay.co.uk/ Username: jan21 Password: home In the resources section select the game Flashcards speed trial.  Select Phase 2	Warm up Listen to the words and join in.  https://www.youtube.com/watch?v=zluS2L6yhFc&t=19s	 Wonderful Wednesday	Warm up Watch this video and practice reading the Tricky Words.  https://www.youtube.com/watch?v=e2dx65u59aw	Warm up How many tricky words can you remember? https://www.phonicsplay.co.uk/ Username: jan21 Password: home In the resources section select the game Tricky Words Trucks.  Select Phase 2
	Introduce today's letter sound Watch the video and learn to read with the 'igh' Sound	Learn to read words Let's sound out some words with the 'igh' sound!		Introduce today's letter sound Watch the video and learn to read with the 'oa' Sound	Learn to read words Let's sound out some words with the 'oa' sound!











St Mary's C of E Primary School Dover

Week Beginning: 1.2.21

Class: R

Teacher: Miss Riley

	 https://www.youtube.com/watch?v=7anrdHnwGbs	 https://www.youtube.com/watch?v=3UVtOaeBIDg		 https://www.youtube.com/watch?v=rrGadCz2A1o	 https://www.youtube.com/watch?v=M8nGaspuWAQ
Literacy and Communication & Language	<p>Learning goal: I can listen to a story and answer questions.</p> <p>One Snowy Night Listen to the story <i>One Snowy Night by Nick Butterworth</i></p>  https://www.youtube.com/watch?v=K-8AAisU1w0 <p>Who owns the hut?</p>	<p>Learning goal: I can sequence events in a story.</p> <p>One Snowy Night Draw the animals in order as they entered Percy's house.</p> 		<p>Learning goal: I can act out and retell a story</p> <p>One Snowy Night Make your own stick puppets of the characters and act out the story using them. I'd love to see your puppets.</p> 	<p>Learning goal: I am beginning to write labels.</p> <p>One Snowy Night Create a list of the items of clothing that Percy is wearing picture.</p> <p>Use your phonic knowledge to label your drawings.</p> 





St Mary's C of E Primary School Dover

Week Beginning: 1.2.21

Class: R

Teacher: Miss Riley

	<p>What happens to the bed when all the animals get in?</p> <p>When does it start snowing?</p> <p>Why do the animals go to Percy?</p> <p>Where do the animals sleep?</p> <p>How do you think they feel when Percy lets them in?</p>				(Enlarged photo at the bottom of the page)
Handwriting	<p>Practise writing the letter</p> <p><i>k</i></p>	<p>Practise writing the letter</p> <p><i>l</i></p>		<p>Practise writing the letter</p> <p><i>m</i></p>	<p>Practise writing the letter</p> <p><i>n</i></p>
Mathematics	<p><u>Warm up with one of these counting songs each day!</u></p> <div>   </div> <p>Numberblocks - 5 Little Boats</p> <p>https://www.youtube.com/watch?v=AEWPhi1PFnE&t=27s</p> <p>Numberblocks – Scoop a Scoop</p>				

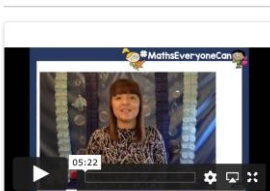


St Mary's C of E Primary School Dover

Week Beginning: 1.2.21

Class: R

Teacher: Miss Riley

Phase 5 – Growing 6,7,8	<div><div>https://www.youtube.com/watch?v=FhW01ljEVH4</div><div><div>Numberblocks – How many passengers?</div><div>https://www.youtube.com/watch?v=rItQpwxlqow</div></div><div><div>Numberblocks – Zoom, zoom, zoom</div><div>https://www.youtube.com/watch?v=RZG1YAzNHFA</div></div><div><div>Numberblocks – Who has more?</div><div>https://www.youtube.com/watch?v=cxg4UkTudxQ</div></div></div> <div></div>			
<div><div>Learning goal: Matching 6, 7 & 8</div><div><div>Week 2 – Session 1</div><div>Watch the video input Matching 6, 7 and 8</div><div></div><div>https://whiterosemaths.com/homelearning/early</div></div></div>	<div><div>Learning goal: Making pairs</div><div><div>Week 2 – Session 2</div><div>Watch the video input Making pairs</div><div></div><div>https://whiterosemaths.com/homelearning/early-</div></div></div>		<div><div>Learning goal: Combining two groups</div><div><div>Week 2 – Session 3</div><div>Watch the video input Combining 2 groups</div><div></div><div>https://whiterosemaths.com/homelearning/early-</div></div></div>	<div><div>Learning goal: Adding More</div><div><div>Week 2 – Session 5</div><div>Watch the video input Adding more</div><div></div><div>https://whiterosemaths.com/homelearning/early-</div></div></div>


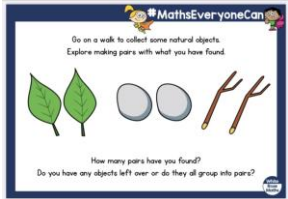





St Mary's C of E Primary School Dover

Week Beginning: 1.2.21

Class: R

Teacher: Miss Riley

	<p><u>-years/growing-6-7-8-week-2/</u></p> <p>Then complete the activity below</p>  <p>https://wrm-13b48.kxcdn.com/wp-content/uploads/2021/01/PDF-Growing-6-7-8-Week-2-Session-1.pdf</p>	<p><u>years/growing-6-7-8-week-2/</u></p> <p>Then complete the activity below</p>  <p>https://wrm-13b48.kxcdn.com/wp-content/uploads/2021/01/PDF-Growing-6-7-8-Week-2-Session-2.pdf</p>		<p><u>years/growing-6-7-8-week-2/</u></p> <p>Then complete the activity below</p>  <p>https://wrm-13b48.kxcdn.com/wp-content/uploads/2021/01/PDF-Growing-6-7-8-Week-2-Session-3.pdf</p>	<p><u>years/growing-6-7-8-week-2/</u></p> <p>Then complete the activity below</p>  <p>https://wrm-13b48.kxcdn.com/wp-content/uploads/2021/01/PDF-Growing-6-7-8-Week-2-Session-5.pdf</p>
Topic	<p>This week we are learning about Winter Weather.</p> <p>Watch the video and identify things that are hot and cold.</p> <p>At the end of the lesson, you will then transform into scientists and</p>	<p>Find out about the differences between hot and cold weather.</p> <p>Watch the video.</p> <p>https://classroom.thenational.academy/lessons/to-understand-how-humans-react-differently-to-hot-and-cold-6tj32d</p>		<p>Some animals live in cold places around the world.</p> 	<p>Design a scarf. You could draw it, paint it or even use other materials to make a collage.</p>

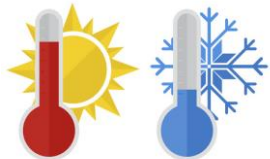





St Mary's C of E Primary School Dover

Week Beginning: 1.2.21

Class: R

Teacher: Miss Riley

	<p>conduct your own experiment using ice cubes.</p> <p>https://classroom.thenational.academy/lessons/to-understand-the-difference-between-hot-and-cold-6cukcr</p> 	<p>We will plan to go on a hot holiday and cold holiday. What clothes will we need to pack?</p> 		<p>Draw a picture of an animal that lives in a cold place.</p> <p>Can you tell me an interesting fact about your animal?</p> 
Thinking Time	<p>PSHE</p> <p>We don't always know what people are feeling on the inside, so we need to remember to be kind.</p> <p>How can we show kindness to others?</p> <p>Share your ideas with a grown up.</p>	<p>Inside Out Day</p> <p>'Inside Out Day' is a day for everyone to be involved in because everyone matters. It is a day when we think about mental health.</p> <p>To take part today, you could:</p>		<p>RE</p> <p>Listen to this bible story. Jesus calmed the storm</p> <p>Luke 8: 22-25</p>  <p>https://www.youtube.com/watch?v=uYLHqdSO9OY</p> <p>What happened in the story?</p>
				<p>Think about our bible story from yesterday.</p> <p>Listen to this peace of stormy music.</p> <p>What can you see?</p> <p>What can you hear?</p> <p>How does it make you feel?</p> <p>https://www.youtube.com/watch?v=Gg5UK5y-PtM</p> <p>Can you draw or paint a stormy picture. Send me a picture please</p>






St Mary's C of E Primary School Dover

Week Beginning: 1.2.21

Class: R

Teacher: Miss Riley

		<ol style="list-style-type: none"> 1. Wear your favourite t-shirt inside out. 2. Decorate a t-shirt with the words be kind. 		<p>How do you think the men felt during the storm? What did Jesus do?</p> <p>What message did Jesus bring? Jesus did amazing things (Miracles).</p> <p>Christians believe that Jesus brings peace when they are scared or worried.</p>	
Exercise	<p>Get yourself moving and try to complete a Joe Wicks or Go Noodle workout once a day.</p> <div>  <div> <p>https://family.gonoodle.com/</p> <p>https://www.youtube.com/watch?v=d3LPrhI0v-w</p> <p>Chill out and relax by trying one of these children's yoga videos</p> <p>https://www.youtube.com/user/CosmicKidsYoga</p> </div>  </div>				



St Mary's C of E Primary School Dover

Week Beginning: 1.2.21

Class: R

Teacher: Miss Riley

Useful Links for EYFS



Websites

<https://new.phonicsplay.co.uk/>
www.phonicsbloom.co.uk
www.topmarks.co.uk
www.ictgames.co.uk
<https://www.bbc.co.uk/cbeebies>

Shows

Watch a 5 minute episode of Alphablocks each day
<https://www.bbc.co.uk/cbeebies/shows/alphablocks>

Watch a 5 minute episode of Numberblocks each day
<https://www.bbc.co.uk/cbeebies/shows/numberblocks>



LOCKDOWN
PRE-SCHOOL TIMETABLE!



Subject	Show	Teacher
Maths	Numberblocks	The Numberblocks
Phonics	Alphablocks	The Alphablocks
Geography	Go Jetters	Ubercorn
Music	Yolanda's Band Jam	Mrs Brown
Science	Maddie's Do You Know?	Miss Moate
Food Tech	My World Kitchen	The World
P.E.	Andy's Wild Workouts	Mr Day

Please email me daily to let me know how you are getting on with the activities I have set you, if you could send me photographs of what you have been doing that would be great - I love to see your learning!

sam.riley@stmarysprimary.net

FOUNDED 1789



St Mary's C of E Primary School Dover

Week Beginning: 1.2.21

Class: R

Teacher: Miss Riley

