



## St Mary's Church of England Primary School

### Home Learning

Please find below useful links and resources to provide learning opportunities while you are learning from home.

This is in no way an exhaustive list and I welcome and encourage the use of your own ideas and creativity to pursue other home learning opportunities.

**I look forward to seeing any work you have completed so please send me photographs so I can see how you are doing.**

I am available for any further help or information by email at [andrew.matheson-venning@stmarysprimary.net](mailto:andrew.matheson-venning@stmarysprimary.net).

Class 2 w/b 25/01/2021	Monday	Tuesday	Wednesday	Thursday	Friday
Mindfulness	It is really important to take some time out to rest, think and reflect. When you feel you need a break use the mindfulness activity, try the Rainbow Breathing exercise on the following pages to help you to take a break, you could also try classroom yoga in this link - <a href="https://www.youtube.com/watch?v=Td6zFtZPkJ4">https://www.youtube.com/watch?v=Td6zFtZPkJ4</a>				
Daily Exercise 9:00 - 9:10	Some daily exercise is a great way to start the day, it really improves blood and oxygen flow to the brain helping you to think more clearly and effectively.  Joe Wicks is back with PE with Joe every Monday, Wednesday and Friday so log in from 9am to join in live through his YouTube channel - <a href="https://www.youtube.com/c/TheBodyCoachTV/videos">https://www.youtube.com/c/TheBodyCoachTV/videos</a>  He also has lots of other content including Kids Workout videos so you could also choose a video from this playlist to start your day - <a href="https://www.youtube.com/playlist?list=PLyCLOpd4VxBvPHOpzoEk5onAEbq40g2-k">https://www.youtube.com/playlist?list=PLyCLOpd4VxBvPHOpzoEk5onAEbq40g2-k</a>  In relation to our topic this term of The Great Fire of London, you can work through these videos/audios throughout the week: <a href="https://www.bbc.co.uk/teach/school-radio/dance-ks1-time-to-move-the-great-fire-of-london-index/zmjtt39">https://www.bbc.co.uk/teach/school-radio/dance-ks1-time-to-move-the-great-fire-of-london-index/zmjtt39</a> Listen to the audio and be as creative as possible with your movements.				
	A bit of a change in plan this week, we were going to move on to a poetry focus but instead we're sticking with The Great Fire of London. This week you will learn more about The Great Fire of London to help you plan and write a non-chronological report.				

<p>Literacy 9:15 - 10:00</p> <p>Please send me your storyboards so I can have a look at them</p>	<p>Today you will find out more about the Great Fire of London.</p> <p>Watch these videos to help you learn more:  <a href="https://www.youtube.com/watch?v=Er3GKw8Z3R4">https://www.youtube.com/watch?v=Er3GKw8Z3R4</a>  <a href="https://www.youtube.com/watch?v=2uWPblrgAQ">https://www.youtube.com/watch?v=2uWPblrgAQ</a></p> <p>You can also use this website to find out even more about The Great Fire of London -  <a href="http://www.fireoflondon.org.uk/story/the-fire/">http://www.fireoflondon.org.uk/story/the-fire/</a></p> <p>Think about some of the key things that happened during the fire.          How did the fire start?          What was the fire like?          Why do you think the fire went on for so long?          How did they fight the fire?          What do we use to fight fires today?</p>	<p>Today you will create a storyboard to retell the events of the Great Fire of London. This lesson links to the History lesson in the afternoon.</p> <p>Think about the key events in the Great Fire of London, use what you learnt in the previous lesson to help you.</p> <p>Your storyboard should include pictures to illustrate the key events and short sentences to describe these events.</p> <p>Use the storyboard planning template attached or download it here.  <a href="https://www.tes.com/teaching-resource/storyboard-template-6-boxes-6087260">https://www.tes.com/teaching-resource/storyboard-template-6-boxes-6087260</a></p>	<p>Finish planning your storyboard of the key events of The Great Fire of London.</p> <p>Use the storyboard planning template attached or download it here.  <a href="https://www.tes.com/teaching-resource/storyboard-template-6-boxes-6087260">https://www.tes.com/teaching-resource/storyboard-template-6-boxes-6087260</a></p>	<p>You will use your storyboard plan and the research you have done this week to write a non-chronological report about The Great Fire of London.</p> <p>Use this BBC Bitesize lesson to learn about writing reports -  <a href="https://www.bbc.co.uk/bitesize/topics/zgqxwnb/articles/zffy92p">https://www.bbc.co.uk/bitesize/topics/zgqxwnb/articles/zffy92p</a></p> <p>I have also collected some resources to help you write your report. Access these resources using pin code: SO8132 at  <a href="https://www.twinkl.co.uk/go">https://www.twinkl.co.uk/go</a></p>	<p>Today you can begin to write your non-chronological report about The Great Fire of London.</p> <p>Aim to write about half your report. Remember to use your research from Monday and the storyboard plan you did on Tuesday and Wednesday to help you write.</p> <p>You can also use any of the resources from the previous lessons.</p>
<p>Break 10:00 - 10:30</p>					

Mathematics 10:30 - 11:15	Starter: Every day I will email a different problem of the day, you can start your Maths learning by attempting the problem of the day. Every lesson this week has a worksheet or workbook to complete. You can print out these resources or work on paper to write the answers to each question by looking at the worksheet on screen.				
	Follow the video below. Divide By 2 - <a href="https://vimeo.com/498260506">https://vimeo.com/498260506</a>	Follow the video below. Odd and Even - <a href="https://vimeo.com/498261586">https://vimeo.com/498261586</a>	Follow the video below. Divide by 5 - <a href="https://vimeo.com/498262138">https://vimeo.com/498262138</a>	Follow the video below. Divide by 10 - <a href="https://vimeo.com/498262386">https://vimeo.com/498262386</a>	Consolidate your learning from this Maths block by completing the Division Workbook.
	Extension: Try the Divide by 2 worksheet.	Extension: Try the Odd and Even worksheet.	Extension: Try the Divide by 5 worksheet.	Extension: Try the Divide by 10 worksheet.	
	All of the worksheets and the workbook will be emailed out at the beginning of the week. These can be printed out or you can view them on screen and use paper to answer the questions. <b>Don't forget to send me any completed work.</b>				
Reading 11:15 - 11:45	I have provided a collection of Reading comprehension resources, This week they are all non-chronological reports to link with the writing for the week. To access these resources use pin code: TV8425 at <a href="https://www.twinkl.co.uk/go">https://www.twinkl.co.uk/go</a> you do not need a Twinkl account.  Ensure your child is reading every day. Use the "Top Tips for Reading With Your Child at Home" poster on the pages at the end of this plan.  You can use the links below to access a wealth of free reading resources: Oxford Owl (free registration required) - <a href="https://www.oxfordowl.co.uk/for-home/find-a-book/library-page/?view=image&amp;query=&amp;type=book&amp;age_group=&amp;level=&amp;level_select=&amp;book_type=&amp;series=#">https://www.oxfordowl.co.uk/for-home/find-a-book/library-page/?view=image&amp;query=&amp;type=book&amp;age_group=&amp;level=&amp;level_select=&amp;book_type=&amp;series=#</a> Book Trust - <a href="https://www.booktrust.org.uk/books-and-reading/have-some-fun/storybooks-and-games/">https://www.booktrust.org.uk/books-and-reading/have-some-fun/storybooks-and-games/</a> Leeds for Learning - <a href="https://www.leedsforlearning.co.uk/Page/15600">https://www.leedsforlearning.co.uk/Page/15600</a>				
Lunch Break 11:45 - 13:00					

<p>Daily Exercise 13:00 - 13:10</p>	<p>It is important that you exercise after lunch to help maintain your concentration and energy levels. This week we are going to focus on Gymnastics and how you can use your body to make as many shapes possible Over the week can you make the following shapes with your body P Shape      E Shape      H Shape      O Shape Create 5 of your own</p> <p>Practice - Can you choose 4 of your favourite letters and include transitions in between each shape (turns, twists, jump or travel) to create a small performance.</p> <p>Develop- Can you add 2 balances to your sequence to make it more difficult. You may want to do this by taking part of your body off the ground such as a foot or a hand</p> <p>Can you perform your sequence to a family member and get them to count and describe each shape and balance you have created. Alternatively you could use some more Joe Wicks videos - <a href="https://www.youtube.com/c/TheBodyCoachTV/videos">https://www.youtube.com/c/TheBodyCoachTV/videos</a></p>			
<p>Topic 13:10 - 14:30</p>	<p>Science Complete this lesson from Oak National Academy - <a href="https://classroom.thenational.academy/lessons/how-can-i-describe-an-object-c9h38c">https://classroom.thenational.academy/lessons/how-can-i-describe-an-object-c9h38c</a></p> <p>In this lesson, you will learn different properties of materials. You will identify different objects and describe the properties of the materials they are made from.</p>	<p>History This week History is across two days as I'm giving you several lessons, it is important you complete this lesson as it will support the Literacy work for this week - <a href="https://classroom.thenational.academy/lessons/to-create-a-timeline-of-the-events-of-the-great-fire-of-london-c8vkje">https://classroom.thenational.academy/lessons/to-create-a-timeline-of-the-events-of-the-great-fire-of-london-c8vkje</a></p> <p>To continue learning about The Great Fire of London you can also complete these lessons, ideally you will complete both. If you are not able to do so pick the one you prefer.</p> <p>How was the Great Fire of London put out? - <a href="https://classroom.thenational.academy/lessons/how-was-the-great-fire-of-london-put-out-6rvkjt">https://classroom.thenational.academy/lessons/how-was-the-great-fire-of-london-put-out-6rvkjt</a></p> <p>How did the Great Fire of London start? - <a href="https://classroom.thenational.academy/lessons/how-did-the-great-fire-of-london-start-6mv62r">https://classroom.thenational.academy/lessons/how-did-the-great-fire-of-london-start-6mv62r</a></p>	<p>RE Continue with last week's learning, thinking about our learning question - How is God like a Father?</p> <p>Use the resources on the next pages. Think about, reflect upon and complete each of the tasks.</p> <p>You can also re-watch the video from last week if you wish - <a href="https://youtu.be/3B0d1_GRH7s">https://youtu.be/3B0d1_GRH7s</a></p>	<p>PSHE Learn about respecting the rights of others. Access resources to help you using pin code: UM5473 at <a href="https://www.twinkl.co.uk/go">https://www.twinkl.co.uk/go</a></p>
	<p>Computing The computer coding activities at <a href="https://code.org">code.org</a> have been really popular with the children so if you want to continue learning about coding explore the resources through this link - <a href="https://code.org/student/elementary">https://code.org/student/elementary</a> Full instructions are given with each resource so it's really easy to follow along and learn.</p>			






## Religious Education

### Week 4 - Learning question: How is God like a Father?

Christians believe that God acts like a loving father to all his children, giving them what they need not what they want. The Bible tells Christians that they should ask God for what they need. They should ASK, KNOCK and SEEK God for help. Christians believe that God loves each human so gives them gifts to enjoy. Look at each of these images which Christians know are gifts from God.

Which one do you think is the best gift? What order would you put them in?

Give each image a number from 1 - 10, with 10 being the best gift and 1 being the lowest on your list.

				
Food	Animals	Nature	Our Brain	Sunny Days

				
Friends	Water	Family	Love	The Earth

Tell me more about the order you put the gifts in.

I put \_\_\_\_\_ at number 10 as the best gift because ...

I put \_\_\_\_\_ at number 1 as my least favourite gift because ...

Thinking about the things you have thought about and read in this lesson

Why do you think Christians call God father? Can you email me your thoughts?