



















St Mary's Church of England Primary School: Home Learning

Class 1 25.1.21	Monday 25.1.2021	Tuesday 26.1.2021	Wednesday 27.1.2021	Thursday 28.1.2021	Friday 29.1.2021
 Handwriting	Can you copy these 4 tricky words out? Remember we need to start on the line (a lead in) and lead out just like in the example: <i>he</i> <i>up</i> <i>no</i> <i>from</i>	Can you copy these 4 tricky words out? Remember we need to start on the line (a lead in) and lead out just like in the example: <i>too</i> <i>in</i> <i>are</i> <i>as</i>	Can you copy these 4 tricky words out? Remember we need to start on the line (a lead in) and lead out just like in the example: <i>said</i> <i>can</i> <i>little</i> <i>into</i>	Can you copy these 4 tricky words out? Remember we need to start on the line (a lead in) and lead out just like in the example: <i>from</i> <i>day</i> <i>I</i> <i>had</i>	Choose one of your handwriting words this week and write and sentence using it: For example: little: I can see a <u>little</u> bird.
Reading Phonics Play Username: jan21 and password: home – this allows access without a subscription during lockdown.	Use the ' Phonics Play ' website: Can you read the sentences for today: Select Week 1 – day 1 OR Choose a book from Oxford Owl, click: Purple Group Orange Group:	Use the ' Phonics Play ' website: Can you read the sentences for today: Select Week 1 – day 2 OR Choose a book from Oxford Owl, click: Purple Group Orange Group:	Use the ' Phonics Play ' website: Can you read the sentences for today: Select Week 1 – day 4 OR Choose a book from Oxford Owl, click: Purple Group Orange Group:	Use the ' Phonics Play ' website: Can you read the sentences for today: Select Week 1 – day 5 OR Choose a book from Oxford Owl, click: Purple Group Orange Group:	Use the ' Phonics Play ' website: Can you play make a match: Match the word to the pictures. Have a go at some of the Phase 3 games. OR Choose a book from Oxford Owl, click: Purple Group Orange Group:
 Phonics	Our phonics alphabet chant! Mr Thorne can help: Pause the video to say the sounds and join in. Can you look at the powerpoint on words ending in 'y'. It's the last item in the folder! You need this pincode to access it: VN6472 https://www.twinkl.co.uk/go	Our phonics alphabet chant! Can you complete the Look, Say, Cover, Write activity on words ending in 'y'. You don't need to print it! You need this pincode to access it: VN6472 https://www.twinkl.co.uk/go Mr Thorne can help: Pause the video to say the sounds and join in. Are you getting quicker today?	Our phonics alphabet chant! Can you complete the Handwriting practice (precursive version) activity on words ending in 'y'. You don't need to print it! You need this pincode to access it: VN6472 https://www.twinkl.co.uk/go Mr Thorne can help: Pause the video to say the sounds and join in. Are you getting quicker today?	Our phonics alphabet chant! Can you complete the what Am I activity on words ending in 'y'. You need this pincode to access it: VN6472 https://www.twinkl.co.uk/go Mr Thorne can help: Pause the video to say the sounds and join in. Are you getting quicker today?	Our phonics alphabet chant! Can you complete the wordsearch on words ending in 'y'. You can just find the words on screen – no need to print! You need this pincode to access it: VN6472 https://www.twinkl.co.uk/go Mr Thorne can help: Pause the video to say the sounds and join in. Are you getting quicker today?

<p>Writing</p> 	<p>L.O. To write a simple sentence with clear finger spaces.</p> <p>Picture writing: Look at the rainy day picture (below the plan) – what can you see? Can you describe each thing you see? Purple group: Write a sentence about the picture – remembering finger spaces and full stops. Orange group: Write 2 sentences about the picture – remembering finger spaces and full stops.</p> <p>CHALLENGE: Can you write another sentence about your picture?</p>  <p>We would love to see your writing. Please email it to us.</p>	<p>L.O. To write a simple sentence with clear finger spaces.</p> <p>Picture writing: Look at the pirate picture (below the plan) – what can you see? Can you describe each thing you see? Purple group: Write a sentence about the picture – remembering finger spaces and full stops. Orange group: Write 2 sentences about the picture – remembering finger spaces and full stops.</p> <p>CHALLENGE: Can you write another sentence about your picture?</p>  <p>We would love to see your writing. Please email it to us.</p>	<p>L.O. To write a simple sentence with clear finger spaces. Meet Q Pootle 5 Watch/Listen to: Q Pootle 5</p> <p>Q Pootle 5 had two problems because one of the rocket boosters on his spaceship was broken and he broke down on Earth. What was Q Pootle's problem? Stem Sentence: Q Pootles Problem was _____.</p> <p>Ask your child to copy the Stem sentence, then use their sounds to complete it. If words are not spelt correctly, that is perfectly fine. e.g. Q Pootle's problem was that the rocket boostr had brokn.</p> <p>Zoom in to find comprehension Questions. Select some questions to discuss:</p> <ul style="list-style-type: none"> • Where did the story happen? What is the setting? (This story has one setting: The Earth.) • Who are some of the characters in the story? (Q Pootle 5, Colin, the frog, the birds and Q Pootle 5's friends at the party.) • What is the problem in the story? (Q Pootle 5's spaceship is broken and he is late for a party.) • What was the solution? How was the problem solved? (Colin had finished using a tin of cat food and they used it to fix the spaceship.) 	<p>L.O. To write a simple sentence with clear finger spaces. Meet Q Pootle 5 Watch/Listen to: Q Pootle 5</p> <p>How did Q Pootle's problem get solved? Colin the cat gave Pootle his empty cat food tin to use as a rocket booster.</p> <p>Stem Sentence: Colin gave _____.</p> <p>Ask your child to copy the Stem sentence, then use their sounds to complete it. If words are not spelt correctly, that is perfectly fine. e.g. Colin gave Q Pootle 5 the emtee cat food tin.</p> <p>Zoom in to find comprehension Questions. Select some questions to discuss:</p> <ul style="list-style-type: none"> • How would you describe Q Pootle 5? • How would you describe each of the earthlings? • How are all the earthlings similar? • How do the earthlings differ from each other? • Why do you think they all wanted to help? • How is Q Pootle 5 different than the earthlings? • Which earthling might Q Pootle 5 be most like? 	<p>L.O. To write a simple sentence with clear finger spaces. We have written sentences about Q Pootle 5's problem and how his problem was solved.</p> <p>Today we are going to think about how we can help someone special to us. Who is special to you? How would you like to help them?</p> <p>Stem Sentence: I like to help _____ by _____.</p> <p>Ask your child to copy the Stem sentence, then use their sounds to complete it. If words are not spelt correctly, that is perfectly fine. e.g. I like to help Mummy by tideein my toys.</p> <p>We would love to see your writing. Please email it to us.</p>
<p>Mental maths</p> 	<p>L.O- To count to 30. Can you sing along to the song to 30 and write the down the numbers 1-30.</p> <p>Extension task- Continue to write numbers higher than 30.</p> <p>1 to 30 Learn Number song Video For Kids and children - YouTube</p>	<p>L.O-To understand place value. Can you match select the correct basketball?</p> <p>Select 'Up to 29'.</p> <p>Extension task- Can select a higher range of numbers if necessary.</p> <p>Place Value Basketball - Dienes Game for 5 to 8 Year Olds (topmarks.co.uk)</p>	<p>L.O- To order numbers 1-20. Can you put the caterpillar in the right order?</p> <p>Select 'Ordering, 1-20'.</p> <p>Extension task- Can select a higher range of numbers if necessary.</p> <p>Caterpillar Ordering - An Ordering and Sequencing Game (topmarks.co.uk)</p>	<p>L.O-To Recognise Odd and Even Numbers. Can you knock down the odd numbers 1-20?</p> <p>Select 'Odd 1-20'.</p> <p>Extension task- Can select higher range of numbers if necessary.</p> <p>Coconut Odd or Even - Topmarks</p>	<p>L.O- To Recognise Odd and Even Numbers. Can you knock down the even numbers 1-20?</p> <p>Select 'Even 1-20'.</p> <p>Extension task- Can select higher range of numbers if necessary.</p> <p>Coconut Odd or Even - Topmarks</p>

<p>Mathematics</p> 	<p>LO: To add by counting on within 10. Watch the white rose video and then play the game. https://vimeo.com/490879063</p> <p>Can you play the game they suggest? Write down your sums to share with us at school. If you haven't got a dice you can find an online one here: https://www.online-stopwatch.com/chance-games/roll-a-dice/</p>	<p>LO: To add by counting on past 10. Watch the white rose video – add by counting on. https://vimeo.com/490879463</p> <p>Then can you have a go at these questions? (You don't need to print them out!) https://resources.whiterosemaths.com/wp-content/uploads/2019/12/Y1-Spring-Block-1-D1-Add-by-counting-on-2019.pdf</p>	<p>L.O. To subtract without crossing 10. Watch the video: Subtraction Not Crossing 10.</p> <p>Try these questions (no expectations to print)!</p> 	<p>L.O. To subtract crossing 10. Watch the video: Subtraction Crossing 10.</p> <p>Try these questions (no expectations to print)!</p> 	<p>L.O. To subtract crossing 10. Watch the video: Subtraction Crossing 10.</p> <p>Try these questions (no expectations to print)!</p> 
<p>Topic</p> 	<p>PE: LO: To move in different ways. Can you complete a cosmic yoga session: Cosmic Kids Yoga - YouTube</p> <p>Or do PE with Joe Wicks: https://www.youtube.com/playlist?list=PLyCLOpd4VxBuPuwfVuS-QBtK_kZqJCX-b</p>	<p>Science: To describe the properties of different materials by testing them. Watch the testing properties lesson presentation: https://www.twinkl.co.uk/go</p> <p>You will need the PIN Code to access it: WN7085</p> <p>Can you complete the task on the testing properties activity sheet? You don't need to print it!</p>	<p>Art: To use a range of materials. To design and create for a purpose.</p>  <p>Create your own toy!</p> <p>Using what is available at home – try creating your own cup and ball toy. All you need is string, foil and a cup</p> <p>OR</p> <p>Draw with Squiglet Get creative with Cbeebies -</p>	<p>Topic: To compare similar toys from different times. Today we are going to explore toy from over 70 years ago.</p> <p>Watch 'Magic Grandad' What do you notice about their toys? What are they made from? What do they look like? How are these toys different to the toys we have today? Draw a picture of their favourite toy and label answering the questions above.</p> <p>OR</p> <p>SPOT THE DIFFERENCE! Can you find a picture of a 50s toy and a toy from today and create your own spot the difference?</p> 	<p>Computing: To use directions to navigate a sprite.</p> <p>Practice your coding skills.</p> <p>Use the arrows to direct your sprite. Where is it going to go?</p> <p>I chose the space rocket – what are you going to choose?</p> 

<p>Story/Thinking Time</p> 	<p>Mindfulness: Gratitude Tree</p> <p>Can you watch the meditation below and create your own gratitude tree? We would love to see your tree when it is finished and you have something on it. We might even share these on our school Facebook page! The whole family can add something to the tree each day!</p>	<p>Story time:</p> <p>Choose a story to read together. You can find stories online here to read for free: https://www.booktrust.org.uk/books-and-reading/have-some-fun/storybooks-and-games/</p> <p>Or you could find one of the cbeebies bedtime stories on the bbc iplayer. https://www.bbc.co.uk/iplayer/episodes/b00jdlm2/cbeebies-bedtime-stories</p> <p>You would need to sign up for a free bbc iplayer account to watch these, or have a smart TV with iplayer on it.</p>	<p>R.E: To understand why the disciples were chosen.</p> <p>Christians believe that God can give you peace.</p> <p>Use three heart outlines each. Get them to draw, colour or stick on images that show a heart that is afraid, ill or worried, using three of the hearts. Talk about what they have expressed.</p> <p>Teach them Jesus' promise to his disciples from John 14:27: <i>'My peace I leave with you, my peace I give to you. Do not let your heart be troubled and do not be afraid.'</i></p> <p>Jesus' first followers went through many troubles, but they had peace in their hearts. Christians today find peace in their faith too. Jesus is good news, say the Christians, because he gives his followers peace.</p> <p>Watch: https://www.youtube.com/watch?v=PG1LjFO99dA</p> <p>We would love to see your work. Please email it to us.</p>	<p>Choose a story for the children to explore with you or on their own. https://www.booktrust.org.uk/books-and-reading/have-some-fun/storybooks-and-games/</p>	<p>Watch the clips: https://www.bbc.co.uk/bitesize/clips/zg3s34j</p> <p>What have you learnt about working together? How can you overcome your problems?</p> <p>What are you proud of this week? What can you share with Ms Craig/Mrs Fagg? What do you want to do next week? Is there anything you would like to share on the Facebook Page?</p>
<p>Exercise and Breaks</p> 	<p>Yolanda's Band Jam:</p> <p>Take a musical brain break today: https://www.bbc.co.uk/iplayer/episodes/p06vc6tb/yolandas-band-jam</p> <p>There are lots of episodes to choose from. Why not get up and have a dance along with Yolanda while her band play.</p> <p>You can sign up for free bbc iplayer account to access these online. You can watch lots of cbeebies shows on here and also available are the bbc adaptations of: The Gruffalo, The Gruffalo's Child, Zog, Room on the Broom and Stick Man. All short films just under half an hour.</p>	<p>Mindfulness:</p> <p>Can you add something to your gratitude tree?</p>	<p>Yoga Stories https://www.youtube.com/user/ComicKidsYoga</p> <p>At Go Noodle you will find a mix of mindfulness, games and dance, coordination: https://www.gonoodle.com</p> <p>Try: https://www.youtube.com/watch?v=KhfkYzUwYFk</p>	<p>Try one of these 'Bop Box Boogies'</p> <p>Dances: https://www.channel5.com/show/milkshake-bop-box-boogie/</p>	<p>Visit this site to do your exercising you're your favourite Disney characters: https://www.nhs.uk/10-minute-shake-up/shake-ups</p>

Great sites you could visit for literacy activities:

www.phonicsplay.co.uk

<https://www.topmarks.co.uk/english-games/7-11-years/spelling-and-grammar>

Other great sites you could visit:

www.topmarks.co.uk

www.ictgames.co.uk


















<http://www.crickweb.co.uk/ks2literacy.html>
<https://www.bbc.co.uk/bitesize/subjects/zv48q6f>
<https://classroomsecrets.co.uk/free-home-learning-packs/>
<https://www.bbc.co.uk/cbeebies>

www.bitesize.co.uk
<https://www.timestables.co.uk/>
<https://www.oxfordowl.co.uk/>
<https://classroomsecrets.co.uk/free-home-learning-packs/>
<https://www.bbc.co.uk/cbeebies>

If you have any questions or would like to share with us what your child has done then please feel free to email:

daisy.craig@stmarysprimary.net or emma.fagg@stmarysprimary.net

INDOOR SCAVENGER HUNT

- Something that goes on your head 
- Three stuffed animals 
- Something yellow 
- Book with numbers 
- Something round 
- Something with a flower on it 
- Something soft 
- Book with the letter N 
- Something plastic 
- Something with wheels 
- Two things that are blue 
- Your favorite toy 
- Something with a heart 
- Something that makes noise 



Tuesday picture writing:



Mindfulness: The Gratitude Tree:

At the moment things are different, but we need to focus on the positives we do have in difficult time and there are lots of things to grateful for even now.

Can you complete the gratitude meditation (link below)? This will help you think about all the things you might be grateful for: This is something you may not have done many times before - don't worry if you can't manage it in one go! Come back and finish it later.

<https://insighttimer.com/thehappyhabit/guided-meditations/growing-gratitude-meditation-for-kids>

We are going to make a gratitude tree: there are many ways you can do this - draw, cut one out, roll up some newspaper, or collect actual sticks if you are able to - be creative! Here are some examples:



Each day I want you to think of something that you are grateful for - from people around you, your favourite food or toy, the weather ... anything! Each day I want to write down the things you are grateful for and add it to your tree, so when you need to you can look at them and remember the good things. You could write your ideas on leaf shaped pieces of paper - or sticky notes - or anything you have to hand! Then send them into your teachers and we can share them on the school Facebook page to make us all smile!

There are also some ideas for things you could be grateful for in this short song by Hap Palmer: <https://youtu.be/TKl8BuVWnUA>

How to Guide On Making Shadow Puppets:

1. Find some black card or cardboard that you can cut a character out of. If you are struggling to find some around the house, you can use cereal boxes or any empty cardboard you might have lying around.
2. Think about the character you want to make and begin to draw or trace it from an image off the internet and then cut it out. (Might need an adult to help you!)



3. Create a stage for you to perform with your puppets using a cardboard box or a cereal box, cut out a hole in the front and back of the box and then use paper to cover the hole. (Might need an adult to help you cut the stage out!)



4. Use sticks to attach your puppet to. This can be sticks from outside or even ice lolly sticks!



5. Shine a light from behind the cardboard box and you can make your own story to go along with your puppet show!

