












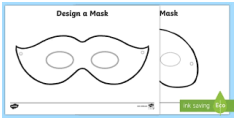









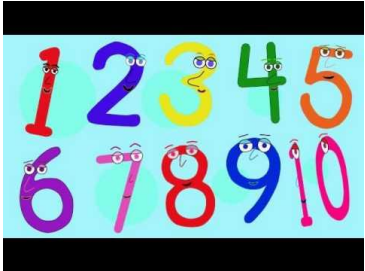



Week 4	Monday 25.1.21	Tuesday 26.1.21	Wednesday 27.1.21	Thursday 28.1.21	Friday 29.1.21
Phonics Learning Goals: I can recognise letter sounds from Phase 2. I can read simple words.	<p>Warm up Listen to the song and join in.</p>  <p>https://www.youtube.com/watch?v=jYeMpUdufNk</p>	<p>Warm up How many sounds can you recognise? https://www.phonicsplay.co.uk/</p> <p>In the resources section select the game Flashcards speed trial. Then Select Phase 2</p>  <p>Username: jan21 Password: home</p>	<p>Warm up Can the children name the sounds they see?  https://www.phonicsbloo.com/uk/game/flash-cards?phase=2#</p>	<p>Warm up Watch this video and practice reading the Tricky Words.  https://www.youtube.com/watch?v=e2dx65u59aw</p>	<p>Warm up How many tricky words can you remember? https://www.phonicsplay.co.uk/</p> <p>In the resources section select the game Tricky Words Trucks. Then Select Phase 2</p>  <p>Username: jan21 Password: home</p>
	<p>Introduce today's letter sound Watch the video and learn to read with the 'ai'</p> <p>Sound</p> 	<p>Learn to read words Let's sound out some words with the 'ai' sound!</p> 	<p>Practise reading these words Reading Machine 1</p> 	<p>Introduce today's letter sound Watch the video and learn to read with the 'ee'</p> <p>Sound</p> 	<p>Learn to read words Let's sound out some words with the 'ee' sound!</p> 

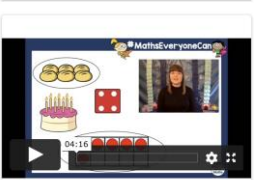




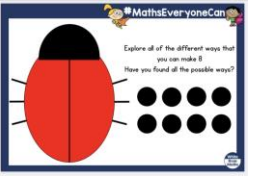


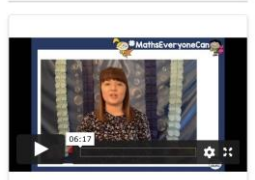



	<p>https://www.youtube.com/watch?v=siVkXoEQDnc</p>	<p>https://www.youtube.com/watch?v=JDzpV3jFefs</p>	<p>https://www.youtube.com/watch?v=j2hazzQ5bSs&list=PLxOsNZ8GnQ_zSOXEEIF3WRy2-EOLrJgL</p>	<p>https://www.youtube.com/watch?v=hBFFUCraDt8&t=2s</p>	<p>https://www.youtube.com/watch?v=du3incCU6Xc</p>
<p>Literacy</p> <p>Please send me any of your Literacy activities completed this week. I would love to see them.</p>	<p>Learning Goal: I can listen to a story and answer questions.</p> <p>Supertato Listen to the story of <i>Supertato</i> by Paul Linnet and Sue Hendra.</p>  <p>https://www.youtube.com/watch?v=QlaMeNmTG6c</p> <p>Who was in the story? Which vegetable was evil? What happened? How did it end?</p>	<p>Learning Goal: I can talk about my ideas from a story.</p> <p>Supertato What was your favourite part of the story? Can you draw a picture?</p> 	<p>Learning Goal: I can assemble and join materials.</p> <p>Supertato Make your own Supertato. What materials will you use to decorate your potato? Here are some pictures to get your started.</p> 	<p>Learning Goal: I can talk about my ideas</p> <p>Superheroes Imagine you are a superhero. What would your superhero name be? E.g. Super... The Incredible ... What would you wear? What would be your superpower? Can you design your own superhero mask?</p> 	<p>Learning Goal: I am beginning to write labels.</p> <p>Evil Pea The Evil Pea has escaped. Can you draw a wanted poster to help catch him? Can you describe the evil pea? Can you describe what he's like? Label your drawing using your phonic knowledge?</p> 









	Describe the characters in the story. Can you find any of the vegetables from the story in your house?				
Handwriting	Practise writing the letter 	Practise writing the letter 	Practise writing the letter 	Practise writing the letter 	Practise writing the letter 
Mathematics  Phase 5 – Growing 6, 7 & 8.	<p style="text-align: center;"><u>Warm up with one of these counting songs each day!</u></p> <div style="display: flex; justify-content: space-between;"> <div style="width: 45%;">  </div> <div style="width: 45%;"> <p style="text-align: center;">Counting to 10! https://www.youtube.com/watch?v=dk9Yt1PqQiw</p> <p style="text-align: center;">Counting with the Numberblobs https://www.youtube.com/watch?v=rOVQwPGuRPY</p> <p style="text-align: center;">Numberblocks – 6 song! https://www.youtube.com/watch?v=wgDUdsciGyc</p> <p style="text-align: center;">Numberblocks – 7 song! https://www.youtube.com/watch?v=rWf5imSBruY</p> <p style="text-align: center;">Numberblocks – 8 song! https://www.youtube.com/watch?v=0qs2WDxs98o</p> </div> </div> <div style="text-align: right; margin-top: 20px;">  </div>				



	<p>Learning goal: Which show 6? Composition of 6.</p> <p>Week 1 – Session 1 Watch the video input Session 1</p>  <p>https://whiterosemaths.com/homelearning/early-years/growing-6-7-8/</p> <p>Then complete the activity below Week 1 – Session 1</p>  <p>https://wrm-13b48.kxcdn.com/wp-content/uploads/2021/01/PDF-Growing-6-7-8-Week-1-Session-1.pdf</p>	<p>Learning goal: Sorting 6, 7 & 8. Composition of 7.</p> <p>Week 1 – Session 2 Watch the video input Session 2</p>  <p>https://whiterosemaths.com/homelearning/early-years/growing-6-7-8/</p> <p>Then complete the activity below Week 1 – Session 2</p>  <p>https://wrm-13b48.kxcdn.com/wp-content/uploads/2021/01/PDF-Growing-6-7-8-Week-1-Session-2.pdf</p>	<p>Learning goal: Composition of 8.</p> <p>Week 1 – Session 3 Watch the video input Session 3</p>  <p>https://whiterosemaths.com/homelearning/early-years/growing-6-7-8/</p> <p>Then complete the activity below Week 1 – Session 3</p>  <p>https://wrm-13b48.kxcdn.com/wp-content/uploads/2021/01/PDF-Growing-6-7-8-Week-1-Session-3.pdf</p>	<p>Learning Goal: Matching 6, 7 & 8.</p> <p>Week 1 – Session 4 Watch the video input Session 4</p>  <p>https://whiterosemaths.com/homelearning/early-years/growing-6-7-8/</p> <p>Then complete the activity below Week 1 – Session 4</p>  <p>https://wrm-13b48.kxcdn.com/wp-content/uploads/2021/01/PDF-Growing-6-7-8-Week-1-Session-4.pdf</p>	<p>Learning goal: 1 more and less.</p> <p>Week 1 – Session 5 Watch the video input Session 5</p>  <p>https://whiterosemaths.com/homelearning/early-years/growing-6-7-8/</p> <p>Then complete the activity below Week 1 – Session 5</p>  <p>https://wrm-13b48.kxcdn.com/wp-content/uploads/2021/01/PDF-Growing-6-7-8-Week-1-Session-5.pdf</p>
--	--	--	--	---	---



<p>Topic</p>	<p>What does a police officer do?</p> <p>Watch the video</p>  <p>https://classroom.thenational.academy/lessons/to-understand-what-a-police-officer-does-64wpct</p>	<p>What do police officers wear?</p> <p>Watch the video.</p>  <p>https://classroom.thenational.academy/lessons/to-identify-the-key-parts-of-a-police-officers-uniform-c9hp6c</p>	<p>Think of a person who helps us in our community.</p> <p>Now describe them to a member of your family.</p> <p>They have to guess who you are.</p> <p>E.g. I help people when there is a fire. I drive a fire engine. I have a water hose. I wear a yellow hat. Who am I?</p> <p>That's right, I am a firefighter!</p> 	<p>What does a fire fighter do?</p> <p>Watch the video.</p>  <p>https://classroom.thenational.academy/lessons/to-understand-what-a-fire-officer-does-6hj36e</p>	<p>Create your own fire artwork using paint and straws.</p>  <p>What happens when you blow through the straw?</p> <p>What colours will you use to make your fire?</p> 
--------------	---	--	---	--	---









St Mary's C of E Primary School Dover

Week Beginning: 25.1.21

Class: R

Teacher: Miss Riley

<p>Thinking Time</p>	<p>PSHE</p> <p>This week we are thinking about how to be positive.</p> <p>Listen to the story</p>  <p>https://www.youtube.com/watch?app=desktop&v=BUIUZZzZS5A</p>	<p>What makes you feel happy?</p> 	<p>RE</p> <p>Listen to the Parable of the lost sheep Luke 15: 1-7</p>  <p>https://www.youtube.com/watch?v=tyWZeOlaRo4</p> <p>What bug did the sheep chase? What happened to the sheep? How did the sheep feel? How did the shepherd feel?</p>  <p>What message did Jesus bring?</p> <p>Jesus told stories (Parables). The stories taught people about God and how to live their life. Christians believe that Jesus thinks everyone is important and loves them very much.</p>	<p>Play a game of hide and seek with a sibling or grown up. Take turns to find each other.</p> 	<p>Discuss different ways you can help someone?</p> 
----------------------	---	--	--	--	---

FOUNDED 1789



St Mary's C of E Primary School Dover

Week Beginning: 25.1.21

Class: R

Teacher: Miss Riley

Exercise	<p>Get yourself moving and try to complete a Joe Wicks or Go Noodle workout once a day.</p> <div data-bbox="689 424 934 654"></div> <p>https://family.gonoodle.com/</p> <p>https://www.youtube.com/watch?v=d3LPrhI0v-w</p> <p>Or join in with these dances on Bop Box Boogie!</p> <p>https://www.youtube.com/watch?v=W8II_qQXBwg</p> <p>https://www.youtube.com/watch?v=-ep0PKoLJb0</p> <div data-bbox="1608 513 1982 727"></div>
----------	--

FOUNDED 1789



St Mary's C of E Primary School Dover

Week Beginning: 25.1.21

Class: R

Teacher: Miss Riley

Useful Links for EYFS



Websites

- <https://new.phonicsplay.co.uk/>
- www.phonicsbloom.co.uk
- www.topmarks.co.uk
- www.ictgames.co.uk
- <https://www.bbc.co.uk/cbeebies>

Shows

Watch a 5 minute episode of Alphablocks each day
<https://www.bbc.co.uk/cbeebies/shows/alphablocks>

Watch a 5 minute episode of Numberblocks each day
<https://www.bbc.co.uk/cbeebies/shows/numberblocks>

Watch an episode of Fireman Sam this week and find out what jobs he has to do
<https://www.bbc.co.uk/iplayer/episodes/b006mh0k/fireman-sam>



LOCKDOWN PRE-SCHOOL TIMETABLE!



Subject	Show	Teacher
Maths	Numberblocks	The Numberblocks
Phonics	Alphablocks	The Alphablocks
Geography	Go Jetties	Ubercorn
Music	Yolanda's Band Jam	Mrs Brown
Science	Maddie's Do You Know?	Miss Moate
Food Tech	My World Kitchen	The World
P.E.	Andy's Wild Workouts	Mr Day

Please just do as many of the activities as you can each week and that work well with your current family situation.

If you have any questions then please feel free to email me sam.riley@stmarysprimary.net

I would like you to share with me what your child has achieved this week. Either send me photos or return your paper pack for me to look at.

Please continue to read with your child using resources online, Kent Libraries or books from home.