


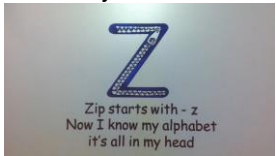










# St Mary's C of E Primary School Dover

Week Beginning: 18.1.21

Class: R

Teacher: Miss Riley

Week 3	Monday 18.1.21	Tuesday 19.1.21	Wednesday 20.1.21	Thursday 21.1.21	Friday 22.1.21
Literacy	<p><b>Warm up</b></p> <p>Can the children name the sounds they see?</p>  <p><a href="https://www.phonicsbloo.com/uk/game/flash-cards?phase=2#">https://www.phonicsbloo.com/uk/game/flash-cards?phase=2#</a></p>	<p><b>Warm up</b></p> <p>Listen to the sounds and join in.</p>  <p><a href="https://www.youtube.com/watch?v=-vmoM-JNt4">https://www.youtube.com/watch?v=-vmoM-JNt4</a></p>	<p><b>Warm up</b></p> <p>Watch this video and practice reading the CVC words.</p>  <p><a href="https://www.youtube.com/watch?v=PAbhtD5atI0&amp;t=22s">https://www.youtube.com/watch?v=PAbhtD5atI0&amp;t=22s</a></p>	<p><b>Warm up</b></p> <p>Can you name the letter sounds?</p>  <p><a href="https://www.youtube.com/watch?v=0mbqFcOGMw4">https://www.youtube.com/watch?v=0mbqFcOGMw4</a></p>	<p><b>Warm up</b></p> <p>Watch this video and practice reading the Tricky Words.</p>  <p><a href="https://www.youtube.com/watch?v=e2dx65u59aw">https://www.youtube.com/watch?v=e2dx65u59aw</a></p>
	<p><b>Introduce today's letter sound</b></p>  <p>Watch the video and learn to read with the 'sh' Sound</p> <p><a href="https://www.youtube.com/watch?v=7fE27v8n7Vw&amp;list=PLuGr6z2H2KNGLy2Tckcy8Kk8u10mXgcmi&amp;index=13">https://www.youtube.com/watch?v=7fE27v8n7Vw&amp;list=PLuGr6z2H2KNGLy2Tckcy8Kk8u10mXgcmi&amp;index=13</a></p>	<p><b>Learn to read words</b></p> <p>No new sound today</p>  <p><a href="https://www.youtube.com/watch?v=xaTk1GRH29g&amp;list=PLuGr6z2H2KNGLy2Tckcy8Kk8u10mXgcmi&amp;index=12">https://www.youtube.com/watch?v=xaTk1GRH29g&amp;list=PLuGr6z2H2KNGLy2Tckcy8Kk8u10mXgcmi&amp;index=12</a></p>	<p><b>Introduce today's letter sound</b></p>  <p>Watch the video and learn to read with the 'th' Sound</p> <p><a href="https://www.youtube.com/watch?v=kLBtb1PFV_g&amp;list=PLuGr6z2H2KNGLy2Tckcy8Kk8u10mXgcmi&amp;index=11">https://www.youtube.com/watch?v=kLBtb1PFV_g&amp;list=PLuGr6z2H2KNGLy2Tckcy8Kk8u10mXgcmi&amp;index=11</a></p>	<p><b>Learn to read words</b></p> <p>No new sound today</p>  <p><a href="https://www.youtube.com/watch?v=ki4NZz1JbHE&amp;list=PLuGr6z2H2KNGLy2Tckcy8Kk8u10mXgcmi&amp;index=10">https://www.youtube.com/watch?v=ki4NZz1JbHE&amp;list=PLuGr6z2H2KNGLy2Tckcy8Kk8u10mXgcmi&amp;index=10</a></p>	<p><b>Introduce today's letter sound</b></p>  <p>Watch the video and learn to read with the 'ng' Sound</p> <p><a href="https://www.youtube.com/watch?v=DgD6yCio3pw&amp;list=PLuGr6z2H2KNGLy2Tckcy8Kk8u10mXgcmi&amp;index=9">https://www.youtube.com/watch?v=DgD6yCio3pw&amp;list=PLuGr6z2H2KNGLy2Tckcy8Kk8u10mXgcmi&amp;index=9</a></p>














# St Mary's C of E Primary School Dover

Week Beginning: 18.1.21

Class: R

Teacher: Miss Riley

Handwriting	Practise writing the letter 	Practise writing the letter 	Practise writing the letter 	Practise writing the letter 	Practise writing the letter 
Mathematics 	<p><b>Warm up</b></p> <p>Sing Days of the Week Song <a href="https://www.youtube.com/watch?v=7AvNq2CQnOI">https://www.youtube.com/watch?v=7AvNq2CQnOI</a>  Sings months of the year song <a href="https://www.youtube.com/watch?v=5enDRrWyXaw">https://www.youtube.com/watch?v=5enDRrWyXaw</a></p> <p>What day is it today?  What is the date today?  What month is it?</p>				
	<p><b>Alive in 5!</b>  Week 3 – Session 1  Watch the video input  Session 1</p>  <p><a href="https://whiterosemaths.com/homelearning/early-years/alive-in-5-week-3/">https://whiterosemaths.com/homelearning/early-years/alive-in-5-week-3/</a></p>	<p><b>Alive in 5!</b>  Week 3 –Session 2  Watch the video input  Session 2</p>  <p><a href="https://whiterosemaths.com/homelearning/early-years/alive-in-5-week-3/">https://whiterosemaths.com/homelearning/early-years/alive-in-5-week-3/</a></p>	<p><b>Alive in 5!</b>  Week 3 –Session 3  Watch the video input  Session 3</p>  <p><a href="https://whiterosemaths.com/homelearning/early-years/alive-in-5-week-3/">https://whiterosemaths.com/homelearning/early-years/alive-in-5-week-3/</a></p>	<p><b>Alive in 5!</b>  Week 3 –Session 4  Watch the video input  Session 4</p>  <p><a href="https://whiterosemaths.com/homelearning/early-years/alive-in-5-week-3/">https://whiterosemaths.com/homelearning/early-years/alive-in-5-week-3/</a></p>	<p><b>Alive in 5!</b>  Week 3 –Session 5  Watch the video input  Session 5</p>  <p><a href="https://whiterosemaths.com/homelearning/early-years/alive-in-5-week-3/">https://whiterosemaths.com/homelearning/early-years/alive-in-5-week-3/</a></p>













## St Mary's C of E Primary School Dover

Week Beginning: 18.1.21

Class: R

Teacher: Miss Riley

	<p>Then complete the activity below</p> <p>Week 3 – Session 1</p>  <p><a href="https://wrm-13b48.kxcdn.com/wp-content/uploads/2020/12/PDF-Alive-in-5-Week-3-Session-1.pdf">https://wrm-13b48.kxcdn.com/wp-content/uploads/2020/12/PDF-Alive-in-5-Week-3-Session-1.pdf</a></p>	<p>Then complete the activity below</p> <p>Week 3– Session 2</p>  <p><a href="https://wrm-13b48.kxcdn.com/wp-content/uploads/2020/12/PDF-Alive-in-5-Week-3-Session-2.pdf">https://wrm-13b48.kxcdn.com/wp-content/uploads/2020/12/PDF-Alive-in-5-Week-3-Session-2.pdf</a></p>	<p>Then complete the activity below</p> <p>Week 3 – Session 3</p>  <p><a href="https://wrm-13b48.kxcdn.com/wp-content/uploads/2020/12/PDF-Alive-in-5-Week-3-Session-3.pdf">https://wrm-13b48.kxcdn.com/wp-content/uploads/2020/12/PDF-Alive-in-5-Week-3-Session-3.pdf</a></p>	<p>Then complete the activity below</p> <p>Week 3 – Session 4</p>  <p><a href="https://wrm-13b48.kxcdn.com/wp-content/uploads/2020/12/PDF-Alive-in-5-Week-3-Session-4.pdf">https://wrm-13b48.kxcdn.com/wp-content/uploads/2020/12/PDF-Alive-in-5-Week-3-Session-4.pdf</a></p>	<p>Then complete the activity below</p> <p>Week 3 – Session 5</p>  <p><a href="https://wrm-13b48.kxcdn.com/wp-content/uploads/2020/12/PDF-Alive-in-5-Week-3-Session-5.pdf">https://wrm-13b48.kxcdn.com/wp-content/uploads/2020/12/PDF-Alive-in-5-Week-3-Session-5.pdf</a></p>
Topic	<p>Find out about what Doctors do to help us.</p>  <p>Watch the video.</p> <p><a href="https://classroom.thenational.academy/lessons/to-explain-what-a-doctor-does-6wu3ed">https://classroom.thenational.academy/lessons/to-explain-what-a-doctor-does-6wu3ed</a></p>	<p>Talk to a grown up about different parts of your body.</p>  <p>For example: Why do we need our eyes? What do we use our ears for?</p>	<p>Find out where Doctors and Nurses work.</p>  <p>Watch the video.</p> <p><a href="https://classroom.thenational.academy/lessons/to-identify-where-doctors-and-nurses-work-70upad">https://classroom.thenational.academy/lessons/to-identify-where-doctors-and-nurses-work-70upad</a></p>	<p>Draw or paint a picture of yourself.</p> <p>What colour are your eyes?</p> <p>What colour is your hair?</p> 	<p>Listen to these songs. Can you join in?</p>  <p><a href="https://www.youtube.com/watch?v=ZanHgPprl-0">https://www.youtube.com/watch?v=ZanHgPprl-0</a></p>








# St Mary's C of E Primary School Dover

Week Beginning: 18.1.21

Class: R

Teacher: Miss Riley

		What can you do with your arms?			 <a href="https://www.google.com/search?q=people+who+help+us+song&amp;rlz=1C1GCEB_enGB917GB917&amp;oq=people+who+help+us+song&amp;aqs=chrome..69i57.5349j0j15&amp;sourceid=chrome&amp;ie=UTF-8">https://www.google.com/search?q=people+who+help+us+song&amp;rlz=1C1GCEB_enGB917GB917&amp;oq=people+who+help+us+song&amp;aqs=chrome..69i57.5349j0j15&amp;sourceid=chrome&amp;ie=UTF-8</a>
Thinking Time	<p><b>PSHE</b></p> <p>Listen to the fable 'The Tortoise and the Hare.'</p>  <a href="https://www.youtube.com/watch?v=SUnGzUtFr7Q">https://www.youtube.com/watch?v=SUnGzUtFr7Q</a> <p>What happened in the story?</p> <p>Who won the race?</p>	<p>What 3 things you are good at?</p> <p>What 3 things could you practise?</p> 	<p>Encourage children to share their ideas about ways they can be helpful at home and school.</p> <p>E.g. Tidying up</p> 	<p><b>RE</b></p> <p>What message did Jesus bring?</p> <p>Zacchaeus – Luke 19: 1-10</p>  <a href="https://www.youtube.com/watch?v=5BjtbJFz2ug">https://www.youtube.com/watch?v=5BjtbJFz2ug</a> <p>Discuss what happened in the video.</p>	<p>Thinking about our bible story yesterday.</p> <p>Can you think of a time when you had to say sorry?</p> <p>What could you make someone to show that you are sorry?</p> <p>For example: you could say I'm sorry, make them a card, give them a hug, make a friendship bracelet</p>

FOUNDED 1789






# St Mary's C of E Primary School Dover

Week Beginning: 18.1.21

Class: R

Teacher: Miss Riley

	<p>Why did the Tortoise win the race?</p> <p>Think about a time when you found something tricky?</p> <p>What did you do?</p>			<p>Jesus was a friend to those, which other people didn't like.</p> <p>Christians believe that Jesus forgives people when they are sorry.</p>	
Exercise	<p>Get yourself moving and try to complete a Joe Wicks or Go Noodle workout once a day.</p> <div style="display: flex; justify-content: space-around; align-items: flex-start;"> <div style="text-align: center;">  <p>P.E. WITH JOE Monday - Friday 9am Live on YouTube The Body Coach TV #PEwithJOE</p> </div> <div style="text-align: center;"> <p><a href="https://family.gonoodle.com/">https://family.gonoodle.com/</a></p> <p><a href="https://www.youtube.com/watch?v=d3LPrhI0v-w">https://www.youtube.com/watch?v=d3LPrhI0v-w</a></p> </div> </div> <p>Chill out and relax by trying one of these children's yoga videos.</p> <div style="display: flex; justify-content: space-around; align-items: flex-end;"> <div style="text-align: center;"> <p><a href="https://www.youtube.com/user/CosmicKidsYoga">https://www.youtube.com/user/CosmicKidsYoga</a></p> </div> <div style="text-align: center;">  </div> </div>				



## St Mary's C of E Primary School Dover

Week Beginning: 18.1.21

Class: R

Teacher: Miss Riley

### Useful Links for EYFS



#### Websites

<https://new.phonicsplay.co.uk/>  
[www.phonicsbloom.co.uk](http://www.phonicsbloom.co.uk)  
[www.topmarks.co.uk](http://www.topmarks.co.uk)  
[www.ictgames.co.uk](http://www.ictgames.co.uk)  
<https://www.bbc.co.uk/cbeebies>

#### Shows

Watch a 5 minute episode of Alphablocks each day  
<https://www.bbc.co.uk/cbeebies/shows/alphablocks>

Watch a 5 minute episode of Numberblocks each day  
<https://www.bbc.co.uk/cbeebies/shows/numberblocks>

LOCKDOWN PRE-SCHOOL TIMETABLE!		
 		
Subject	Show	Teacher
Maths	Numberblocks	The Numberblocks
Phonics	Alphablocks	The Alphablocks
Geography	Go Jetters	Ubercorn
Music	Yolanda's Band Jam	Mrs Brown
Science	Maddie's Do You Know?	Miss Moate
Food Tech	My World Kitchen	The World
P.E.	Andy's Wild Workouts	Mr Day

If you have any questions or would like to share with me what your child has done then please feel free to email me [sam.riley@stmarysprimary.net](mailto:sam.riley@stmarysprimary.net)

Please continue to read with your child using resources online, Kent Libraries or books from home