

















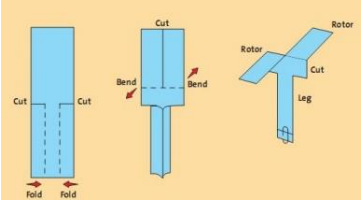






St Mary's Church of England Primary School: Home Learning

Class 1 18.1.21	Monday 18.1.2021	Tuesday 19.1.2021	Wednesday 20.1.2021	Thursday 21.1.2021	Friday 22.1.2021
Handwriting 	Can you copy these 4 tricky words out? Remember we need to start on the line (a lead in) and lead out just like in the example: <i>to</i> <i>the</i> <i>no</i> <i>go</i>	https://www.ictgames.com/mobilePage/skyWriter/index.html Write some rhyming words from Oi Dog yesterday using cursive handwriting.	Can you copy these 4 tricky words? Remember we need to start on the line (a lead in) and lead out just like in the example: <i>he</i> <i>she</i> <i>we</i> <i>me</i>	https://www.ictgames.com/mobilePage/skyWriter/index.html Choose 6 'ie' words from the list below and write using your cursive handwriting: 	https://www.ictgames.com/mobilePage/skyWriter/index.html Write the remaining 6 'ie' words from the list below and write using your cursive handwriting: 
Reading 	Register to access levelled online ebooks: Purple Group: https://www.oxfordowl.co.uk/api/digital_books/1285.html Orange Group: https://www.oxfordowl.co.uk/api/digital_books/1114.html	Register to access levelled online ebooks: Purple Group: https://www.oxfordowl.co.uk/api/digital_books/1285.html Orange Group: https://www.oxfordowl.co.uk/api/digital_books/1114.html	Register to access levelled online ebooks: Purple Group: https://www.oxfordowl.co.uk/api/digital_books/1285.html Orange Group: https://www.oxfordowl.co.uk/api/digital_books/1114.html	Register to access levelled online ebooks: Purple Group: https://www.oxfordowl.co.uk/api/digital_books/1285.html Orange Group: https://www.oxfordowl.co.uk/api/digital_books/1114.html	Register to access levelled online ebooks: Purple Group: https://www.oxfordowl.co.uk/api/digital_books/1285.html Orange Group: https://www.oxfordowl.co.uk/api/digital_books/1114.html
Phonics 	Can you do our phonics alphabet chant? See if you can join in with the actions we do at school. You could teach your adult at home how we do it so they can join in to. https://www.youtube.com/watch?v=-vmoM-JNt4 ie sounds: Can you watch the youtube video introducing the ie sound: https://www.youtube.com/watch?v=6zVm_zO-0hY	Can you do our phonics alphabet chant? See if you can join in with the actions we do at school. You could teach your adult at home how we do it so they can join in to. https://www.youtube.com/watch?v=-vmoM-JNt4 ie sounds: Can you watch the youtube video of the ie sounds with Geraldine the Giraffe : https://www.youtube.com/watch?v=6zVm_zO-0hY Can you write down 3 'ie' words you have heard today. Remember to sound them out as you write them.	Can you do our phonics alphabet chant? See if you can join in with the actions we do at school. You could teach your adult at home how we do it so they can join in to. https://www.youtube.com/watch?v=-vmoM-JNt4 ie sounds: Can you watch the youtube video of the ie words – join in saying the sounds and reading the words. https://www.youtube.com/watch?v=esc6yoAU5yU Can you write down 3 'ie' words you have heard today. Remember to sound them out as you write them.	Can you do our phonics alphabet chant? See if you can join in with the actions we do at school. You could teach your adult at home how we do it so they can join in to. https://www.youtube.com/watch?v=-vmoM-JNt4 ie sounds: Can you watch the youtube video of the ie words – this time watch it on mute and try reading the words, turn on the sound if you need to and practise. https://www.youtube.com/watch?v=esc6yoAU5yU	Can you do our phonics alphabet chant? See if you can join in with the actions we do at school. You could teach your adult at home how we do it so they can join in to. https://www.youtube.com/watch?v=-vmoM-JNt4 Can you write down 3 'ie' words you have heard today. Remember to sound them out as you write them. Purple Group: https://www.phonicsplay.co.uk/resources/phase/2 Orange Group: https://www.phonicsplay.co.uk/resources/phase/3 Choose a game to revise the sounds.

<p>Writing</p> 	<p>L.O. To write a simple sentence with clear finger spaces. Story: Oi Dog https://www.youtube.com/watch?v=8WzCjWk2mRw</p> <p>Rhyming words: Can you find 4 rhyming pairs of words in the story? Draw a picture of your rhyming words and label with the rhyming words or phrase!</p> <p>Example:</p>  <p><i>Cats sit on mats.</i></p>	<p>L.O. To write a simple sentence with clear finger spaces. Story: Oi Frog https://www.youtube.com/watch?v=2da5yu6rpdg</p> <p>Rhyming words: Can you find 4 rhyming pairs of words in the story? Draw a picture of your rhyming phrase and label with the rhyming words or phrase!</p> <p>Example:</p>  <p><i>Hares sit on chairs.</i></p>	<p>L.O. To write a simple sentence with clear finger spaces. Story: 'The Way Back Home' https://www.youtube.com/watch?v=RbyUrb0X5iU</p> <p>The little boys travels by aeroplane to the moon. <i>Where have you travelled to and how did you get there?</i></p> <p>Stem Sentence: I went_____.</p> <p>Ask your child to copy the Stem sentence, then use their sounds to complete it. If words are not spelt correctly, that is perfectly fine. e.g. <i>I went to the zoo to see animols. I went on a bus.</i></p> <p>Zoom in to find comprehension Questions. Select some questions to discuss:</p> <p><small>Cover: Who do you think the main characters are? Where do you think this story is set? Have the children make a prediction based on the illustration.</small></p> <p><small>Page 3: How do you know that the boy was surprised at finding the aeroplane? (He found it in a cupboard and didn't remember putting it there.)</small></p> <p><small>Page 9: How do you think the boy felt when his torch began to go out? Why?</small></p> <p><small>Page 12: Why do you think both the boy and the Martian were frightened?</small></p> <p><small>Page 13: What do you think made them feel better? What do you think they will do next?</small></p> <p><small>Page 19: What do you think the Martian was thinking while he waited? Why?</small></p> <p><small>Page 24: How did the boy and the Martian help each other? (While the boy fixed the spaceship engine the Martian refuelled the plane.)</small></p> <p><small>Page 25: How do you think they each felt when it was time to say goodbye? What makes you think that? Let's make a prediction about what will happen next. Provide a sentence stem such as, "I think the Martian will..."</small></p> <p><small>Page 28: Who do you think sent the box? Why do you think he did?</small></p>	<p>L.O. To write a simple sentence with clear finger spaces. Story: 'The Way Back Home' https://www.youtube.com/watch?v=RbyUrb0X5iU</p> <p>Let's pretend the Martian was called 'Marty'. Today, think of an imaginary place Marty might have visited and how he got there. Maybe, he went to Mars, another planet, a jungle, the middle of the earth – use your imagination!</p> <p><i>Where could he have visited?</i></p> <p>Stem Sentence: Marty went_____.</p> <p>Ask your child to copy the Stem sentence, then use their sounds to complete it. If words are not spelt correctly, that is perfectly fine. e.g. <i>Marty went to the botum of the see. He went on a seehors.</i></p> <p>Zoom in to find comprehension Questions. Select some questions to discuss:</p> <ul style="list-style-type: none"> • How do you think the little boy felt when he started his trip? • How do you think he felt when his torch went out? • How do you think he felt when he landed on the moon and his plane ran out of petrol? • Do you think the little boy and the Martian had fun together? • How do you think they felt when it was time to go back home? 	<p>L.O. To use capital letters correctly in sentences. Story: 'The Way Back Home' https://www.youtube.com/watch?v=RbyUrb0X5iU</p> <p>Discuss NOUNS – words that is a person, place or thing. Every sentence has a noun. Names of people or places have capital letters.</p> <p><i>Where are the nouns in these sentences?</i></p> <p><i>Kim packs socks.</i></p> <p><i>She kisses Mum.</i></p> <p><i>Pam says, "Give Kim's sock back!"</i></p> <p><i>Don picks up Kim's socks.</i></p> <p><i>Imagine you were stuck on the moon. What would you do?</i></p> <p>Stem Sentence: On The Moon I _____.</p> <p>Ask your child to copy the Stem sentence, then use their sounds to complete it. If words are not spelt correctly, that is perfectly fine. e.g. <i>On The Moon I lookt at the stars.</i></p>
<p>Mental maths</p> 	<p>LO: To count to 20. Number song 1-20 for children Counting numbers The Singing Walrus - YouTube</p> <p>Can you join in with the singing animals learning to count to 20? Can you write numbers up to 20? Extension- Children can continue past the song and say numbers as high as they need to go.</p>	<p>LO: To count to 20. Curious George . Apple Picking PBS KIDS</p> <p>Can you help Curious George find the missing numbers? Game works up to 20.</p>	<p>L.O. To count to 30. Shark Numbers To know what each digit in a 3-digit number represents - mobile friendly (ictgames.com)</p> <p>Be careful not to let the shark sink your boat!!! Select 'up to 29'- Extension- Select higher level if needed.</p>	<p>L.O. To understand place value. Place Value Basketball - Dienes Game for 5 to 8 Year Olds (topmarks.co.uk)</p> <p>Can you shoot the correct ball in to the hoop? Select 'up to 29'- Extension- select higher level if needed.</p>	<p>L.O. To count one more or less. Chopper Squad More or Less - Mental Maths Game - 5 to 7 Year Olds (topmarks.co.uk)</p> <p>Can you rescue the people by working out one more or one less? Select '1-30'- Extension-select higher level if needed.</p>

<p>Mathematics</p> 	<p>LO: To compare and order numbers to 20. https://www.bbc.co.uk/bitesize/articles/zvnxsjg Watch the video and have a go at the activities underneath.</p>	<p>LO: To know my number bonds to 10. https://www.bbc.co.uk/bitesize/articles/zh8m6v4 Watch the video and have a go at the activities underneath.</p>	<p>L.O. To complete number patterns. https://classroom.thenational.academy/lessons/to-identify-complete-and-continue-number-patterns-adding-and-subtracting-1-or-2-ccr38e Follow the lesson using the link. <i>Pause the video depending on your child's learning pace.</i></p>	<p>L.O. To find double and half. https://classroom.thenational.academy/lessons/to-find-double-and-half-within-20-chhk8d Follow the lesson using the link. <i>Pause the video depending on your child's learning pace.</i></p>	<p>L.O. To understand even and odd numbers. https://classroom.thenational.academy/lessons/to-understand-even-and-odd-as-fair-and-unfair-numbers-6ru3er Follow the lesson using the link. <i>Pause the video depending on your child's learning pace.</i></p>
<p>Topic</p> 	<p>PE: LO: To move in different ways. Can you complete a cosmic yoga session: Cosmic Kids Yoga - YouTube Or do PE with Joe Wicks: https://www.youtube.com/playlist?list=PLyCLOpd4VxBuPuwfVuS-OBtK_kZqJCX-b</p> 	<p>Science: LO: To identify different materials in your environment. Watch the video on everyday materials and how they feel. https://www.youtube.com/watch?v=C4UICEMlo9k Can you write a sentence or some words about wood, metal and plastic and what they feel like!</p> <div data-bbox="616 622 974 1069"> <p>Description</p> <p>I can describe the properties of everyday materials.</p> <p>Now have a go at describing these materials yourself!</p> <div>  Wood _____ _____ _____ </div> <div>  Metal _____ _____ _____ </div> <div>  Plastic _____ _____ _____ </div> </div> 	<p>Art: To use a range of materials. To design and create for a purpose.</p>   <p>Template:</p>  <p>Create your own toy! Using what is available at home – try creating your own paper helicopters. Make different designs or even try different length wings.</p> <p>OR</p> <p>Draw with Squiglet: https://www.youtube.com/watch?v=Ms6bFq5BODI</p> <p>Get creative with Cbeebies - https://www.bbc.co.uk/cbeebies/makes</p>	<p>Topic: To compare similar toys from different times. https://www.youtube.com/watch?v=x4lnbddoC7g Today we are going to explore toy from over 100 years ago. Watch the 'Magic Grandad' clip. What do you notice about their toys? What are they made from? What do they look like? How are these toys different to the toys we have today? Draw a picture of their favourite toy and label answering the questions above. OR SPOT THE DIFFERENCE! Can you find a picture of a Victorian toy and a toy from today and create your own spot the difference? E.g. a Victorian rocking horse and a rocking horse we have today. For more Victorian Toys: https://www.youtube.com/watch?v=WASv2rHU6w</p> 	<p>Computing: To know how to input writing onto a device.</p> <p>Practice your keyboard skills. https://www.learninggamesforkids.com/keyboarding-games.html Are you getting faster?</p> <p>What is your favourite game?</p>  <p>CartoonBucket.com</p>

<p>Story/Thinking Time</p> 	<p>Mindfulness: Mindful looking Can you watch the video and draw a rainbow whilst you focus on your breathing? You need to find a quiet space where you can stand comfortably and see the screen.</p> <p>https://www.youtube.com/watch?v=llbBl-BT9c4&t=1s</p> <p>Mindfulness is a skill and needs to be practiced. You may not be able to master the breathing techniques first time. Why not try each day this week and see if you can build up your breathing technique. Maybe you could teach someone in your house this breathing technique.</p>	<p>Story time: Choose a story to read together. You can find stories online here to read for free: https://www.booktrust.org.uk/books-and-reading/have-some-fun/storybooks-and-games/</p> <p>Or you could find one of the Cbeebies bedtime stories on the bbc iplayer. https://www.bbc.co.uk/iplayer/episodes/b00jdlm2/cbeebies-bedtime-stories You would need to sign up for a free bbc iplayer account to watch these, or have a smart TV with iplayer on it.</p>	<p>R.E: To understand why the disciples were chosen.</p> <p>Good news: forgiveness if you go wrong. Luke 6:37–38. Jesus taught: 'Forgive and you will be forgiven'.</p> <p>Watch: https://www.youtube.com/watch?v=WXwQ0RTszBg</p> <p>Discuss: What is happening? How does this show forgiveness?</p> <p>Should we forgive people who say sorry too?</p> <p>Do Christians think Jesus was good news because he gave God's forgiveness to everyone who was sorry?</p>	<p>Choose a story for the children to explore with you or on their own. https://www.booktrust.org.uk/books-and-reading/have-some-fun/storybooks-and-games/</p>	<p>Watch the clips: https://www.bbc.co.uk/bitesize/clips/zp9g9i6 What have you learnt about friendship? Who are your friends?</p> <p>What are you proud of this week? What can you share with Ms Craig/Mrs Fagg? What do you want to do next week? Is there anything you would like to share on the Facebook Page?</p>
<p>Exercise and Breaks</p> 	<p>Yolanda's Band Jam: Take a musical brain break today: https://www.bbc.co.uk/iplayer/episodes/p06vc6tb/yolandas-band-jam</p> <p>There are lots of episodes to choose from. Why not get up and have a dance along with Yolanda while her band play.</p> <p>You can sign up for free bbc iplayer account to access these online. You can watch lots of cbeebies shows on here and also available are the bbc adaptations of: The Gruffalo, The Gruffalo's Child, Zog, Room on the Broom and Stick Man. All short films just under half an hour.</p>	<p>Mindfulness: Mindful looking Can you have another go at the mindful looking and follow the bubbles today? Is it easier to do today? How does doing this make you feel?</p>	<p>Yoga Stories https://www.youtube.com/user/CoSmickKidsYoga At Go Noodle you will find a mix of mindfulness, games and dance, coordination: https://www.gonoodle.com Try: https://www.youtube.com/watch?v=KhfkYzUwYFk</p>	<p>Try one of these 'Bop Box Boogies' Dances: https://www.channel5.com/show/milkshake-bop-box-boogie/</p> <p>Or Try one of these 'Magic Door' Dances/Songs: https://www.bbc.co.uk/cbeebies/watch/playlist-magic-door?collection=playlist-collection</p>	<p>Visit this site to do your exercising you're your favourite Disney characters: https://www.nhs.uk/10-minute-shake-up/shake-ups</p>

If you have any questions or would like to share with us what your child has done then please feel free to email:

daisy.craig@stmarysprimary.net or emma.fagg@stmarysprimary.net

LEGO CHALLENGE CALENDAR



31 Days of Fun Ideas for Any Month!

LITTLE BINS
THE LITTLE HANDS



DAY 2

Build a Person
With Moving
Legs and Arms

DAY 3

Build a
Catapult

DAY 4

Build a Robot

DAY 5

Build a House
That Opens

DAY 6

Build a Boat
That Floats

DAY 7

Build a 100
Brick Tower

DAY 8

Build a Box
With a Lid

DAY 9

Build a Small
World Scene

DAY 10

Write a
Comic Strip for
a Minifigure

DAY 11

Build a Model
of Your Room

DAY 12

Build a Simple
Machine

DAY 13

Build a Bridge
That Can Hold
Something Heavy

DAY 14

Build a
Favorite
Character

DAY 15

Make a Mosaic
Using Flat Pieces
On Baseplate

DAY 16

Draw a Design
Make it with
LEGO Bricks

DAY 17

Build Something
To Go With
A Favorite Book

DAY 18

Build a swimming
pool for
a minifigure

DAY 19

Build With
Eyes Closed
5 Minutes

DAY 20

Build a
Pyramid

DAY 21

Build a
Marble Run

DAY 22

Draw a Play Mat
and Add LEGO

DAY 23

Learn Paper
Football and
Build a Goal

DAY 24

Have a Minifigure
Building Race

DAY 25

Build a
Marble Maze

DAY 26

Try to Sink
a Minifigure

DAY 27

Build a
Zip Line

DAY 28

Make Your Own
LEGO Skittles
Game

DAY 29

Build a
Parachute
for a Minifigure

DAY 30

Build a Car
Attach a Marker
and Draw!

DAY 31

Ask For a Bin of
Soapy Water
Wash LEGO!