



St Mary's C of E Primary School Dover

Week Beginning: 11.1.21

Class: R

Teacher: Miss Riley

Week 2	Monday	Tuesday	Wednesday	Thursday	Friday
Literacy	<p>Warm up Listen to the song and join in.</p> <p>https://www.youtube.com/watch?v=BELIZKpi1Zs</p>	<p>Warm up Can the children name the sounds they see?</p> <p>https://www.phonicsblooom.com/uk/game/flash-cards?phase=2#</p>	<p>Warm up Watch this video and practice reading the words.</p> <p>https://www.youtube.com/watch?v=8rejiMU6a44</p>	<p>Warm up Can the children name the sounds they see?</p> <p>https://www.phonicsblooom.com/uk/game/flash-cards?phase=2#</p>	<p>Warm up Watch this video and practice reading the Tricky Words.</p> <p>https://www.youtube.com/watch?v=e2dx65u59aw</p>
	<p>Introduce today's letter sound Watch the video and learn to read with the 'y' Sound</p> <p>https://www.youtube.com/watch?v=jFR1LoM6Giw&list=PLuGr6z2H2KNGLy2Tckcy8Kk8u10mXgcmi&index=24</p>	<p>Introduce today's letter sound Watch the video and learn to read with the 'q' Sound</p> <p>https://www.youtube.com/watch?v=WyeO5KFntZU&list=PLuGr6z2H2KNGLy2Tckcy8Kk8u10mXgcmi&index=19</p>	<p>Introduce today's letter sound Watch the video and learn to read with the 'x' Sound</p> <p>https://www.youtube.com/watch?v=QONhvOaLbY4&list=PLuGr6z2H2KNGLy2Tckcy8Kk8u10mXgcmi&index=29</p>	<p>Introduce today's letter sound Watch the video and learn to read with the 'ch' Sound</p> <p>https://www.youtube.com/watch?v=tuzFWRkKh8A&list=PLuGr6z2H2KNGLy2Tckcy8Kk8u10mXgcmi&index=15</p>	<p>Learn to read words <i>No new sound today</i></p> <p>https://www.youtube.com/watch?v=U2mlqh3OVak&list=PLuGr6z2H2KNGLy2Tckcy8Kk8u10mXgcmi&index=14</p>















St Mary's C of E Primary School Dover

Week Beginning: 11.1.21

Class: R

Teacher: Miss Riley

	<p>Next... Can you name things that start with the 'y' sound? Here are some examples:</p> <p><i>yoyo</i> </p> <p><i>yak</i> </p> <p><i>yoghurt</i> </p> <p>Can you draw some pictures? Can you label your drawings and have a go at writing the sound next to them?</p>	<p>Next... Can you name things that start with the 'q' sound? Here are some examples:</p> <p><i>queen</i> </p> <p><i>quiet</i> </p> <p><i>quilt</i> </p> <p>Can you draw some pictures? Can you label your drawings and have a go at writing the sound next to them?</p>	<p>Next... Can you name things where you can hear the 'x' sound? Here are some examples:</p> <p><i>box</i> </p> <p><i>fox</i> </p> <p><i>six</i> </p> <p>Can you draw some pictures? Can you label your drawings and have a go at writing the sound next to them?</p>	<p>Next... Can you name things that start with the 'ch' sound? Here are some examples:</p> <p><i>chips</i> </p> <p><i>cheese</i> </p> <p><i>chocolate</i> </p> <p>Can you draw some pictures? Can you label your drawings and have a go at writing the sound next to them?</p>	
--	--	--	--	---	--









St Mary's C of E Primary School Dover

Week Beginning: 11.1.21

Class: R

Teacher: Miss Riley

Handwriting	Practise writing your name.	Practise writing your name.	Practise writing your name.	Practise writing your name.	Practise writing your name.
<p>Mathematics</p> 	<p style="text-align: center;">Warm up</p> <p style="text-align: center;">Sing Days of the Week Song https://www.youtube.com/watch?v=7AvNq2CQnOI Sings months of the year song https://www.youtube.com/watch?v=5enDRrWyXaw</p> <p style="text-align: center;">What day is it today? What is the date today? What month is it?</p>				
<p style="text-align: center;">Alive in 5! Week 2 – Session 1 Watch the video input Session 1</p>  <p style="text-align: center;">https://whiterosemaths.com/homelearning/early-years/alive-in-5-week-2/</p> <p style="text-align: center;">Then complete the activity below Week 2 – Session 1</p>	<p style="text-align: center;">Alive in 5! Week 2 –Session 2 Watch the video input Session 2</p>  <p style="text-align: center;">https://whiterosemaths.com/homelearning/early-years/alive-in-5-week-2/</p> <p style="text-align: center;">Then complete the activity below Week 2 – Session 2</p>	<p style="text-align: center;">Alive in 5! Week 2 –Session 3 Watch the video input Session 3</p>  <p style="text-align: center;">https://whiterosemaths.com/homelearning/early-years/alive-in-5-week-2/</p> <p style="text-align: center;">Then complete the activity below Week 2 – Session 3</p>	<p style="text-align: center;">Alive in 5! Week 2 –Session 4 Watch the video input Session 4</p>  <p style="text-align: center;">https://whiterosemaths.com/homelearning/early-years/alive-in-5-week-2/</p> <p style="text-align: center;">Then complete the activity below Week 2 – Session 4</p>	<p style="text-align: center;">Alive in 5! Week 2 –Session 5 Watch the video input Session 5</p>  <p style="text-align: center;">https://whiterosemaths.com/homelearning/early-years/alive-in-5-week-2/</p> <p style="text-align: center;">Then complete the activity below Week 2 – Session 5</p>	













St Mary's C of E Primary School Dover

Week Beginning: 11.1.21

Class: R

Teacher: Miss Riley

	 <p>https://wrm-13b48.kxcdn.com/wp-content/uploads/2020/12/PDF-Alive-in-5-Week-2-Session-1.pdf</p>	 <p>https://wrm-13b48.kxcdn.com/wp-content/uploads/2020/12/PDF-Alive-in-5-Week-2-Session-2.pdf</p>	 <p>https://wrm-13b48.kxcdn.com/wp-content/uploads/2020/12/PDF-Alive-in-5-Week-2-Session-3.pdf</p>	 <p>https://wrm-13b48.kxcdn.com/wp-content/uploads/2020/12/PDF-Alive-in-5-Week-2-Session-4.pdf</p>	 <p>https://wrm-13b48.kxcdn.com/wp-content/uploads/2020/12/PDF-Alive-in-5-Week-2-Session-5.pdf</p>
<p>Topic</p>	<p>Find out about different types of Emergency vehicles.</p> 	<p>Use different materials to make an emergency vehicle. You can choose how big or small it is. To make your vehicle you could use cardboard, paint, paper plates etc.</p> 	<p>Learn your address and practise what you would say if you were in an emergency and had to call 999.</p> 	<p>Make your own 'people who help us' costume. Borrow an adult's hat to be a helmet or a shirt to be a doctor's coat. Pretend you are the person who is helping. What would you do? What would you say?</p> 	<p>Think of someone who has helped you this week. Write them a thankyou card.</p> 
<p>Thinking Time</p>	<p>PSHE Who is special to you in your life? Can you draw a picture of them and label it</p>	<p>RE How was Jesus special? Jesus needed help to share the message of God.</p>	<p>RE Create your own fish to help remember our bible story from yesterday.</p>	<p>PSHE Where do you go with a BIG worry? Who can you tell if you</p>	<p>Personal, Social and Emotional Development Design your own worry monster.</p>



St Mary's C of E Primary School Dover

Week Beginning: 11.1.21

Class: R

Teacher: Miss Riley

with an adult? It might be your mum, dad, pet goldfish or dog.



Introduce the term disciple. A disciple is was a follower of Jesus.



Listen to the bible story Luke 5: 1-11



<https://www.youtube.com/watch?v=EhlwTU9RbxY&t=3s>

Who did Jesus meet in the story?

What did they catch?


You could use pens, pencils, paint, craft etc.



feel worried?




Listen to the story 'Don't worry, Hugless Douglas' by David Melling.



<https://www.youtube.com/watch?v=wXsGOElogf8>

What was the problem in the story?
Why was Douglas worried?
Who tried to help Douglas fix his hat?
How did the story end?

What does it look like? Make it as colourful as you like. Cut it out and stick it in your room somewhere. You can tell your monster all your worries and let them go.







St Mary's C of E Primary School Dover

Week Beginning: 11.1.21

Class: R

Teacher: Miss Riley

Exercise	<p>Get yourself moving and try to complete a Joe Wicks or Go Noodle workout once a day.</p> <p>https://family.gonoodle.com/</p> <p>https://www.youtube.com/watch?v=d3LPrhI0v-w</p>  <p>Chill out and relax by trying one of these children's yoga videos.</p> <p>https://www.youtube.com/user/CosmicKidsYoga</p> 
----------	--



St Mary's C of E Primary School Dover

Week Beginning: 11.1.21

Class: R

Teacher: Miss Riley

Useful Links for EYFS



Websites

<https://new.phonicsplay.co.uk/>
www.phonicsbloom.co.uk
www.topmarks.co.uk
www.ictgames.co.uk
<https://www.bbc.co.uk/cbeebies>

Books

<https://www.booktrust.org.uk/books-and-reading/have-some-fun/storybooks-and-games/>



Shows

Watch a 5 minute episode of Alphablocks each day
<https://www.bbc.co.uk/cbeebies/shows/alphablocks>

Watch a 5 minute episode of Numberblocks each day
<https://www.bbc.co.uk/cbeebies/shows/numberblocks>

Subject	Show	Teacher
Maths	Numberblocks	The Numberblocks
Phonics	Alphablocks	The Alphablocks
Geography	Go Jetters	Ubercorn
Music	Yolanda's Band Jam	Mrs Brown
Science	Madie's Do You Know?	Miss Hoate
Food Tech	My World Kitchen	The World
P.E.	Andy's Wild Workouts	Mr Day

If you have any questions or would like to share with me what your child has done then please feel free to email me sam.riley@stmarysprimary.net

Please continue to read with your child using resources online, Kent Libraries or books from home