



St Mary's Church of England Primary School
History Progression of Knowledge and Skills



St Mary's Church of England Primary School



History Curriculum Progression of Knowledge and Skills

(From January 2025)

*"Through the loving example of Jesus Christ, we strive to provide opportunities for all members of our **diverse** school community to **flourish** within a **caring, aspirational, spiritual** and **inclusive** environment. We aim to create **successful** learners, **confident** individuals and **responsible citizens** ready to take the next steps in life"*

Peace



Friendship



Respect



Trust



Perseverance





St Mary's Church of England Primary School

History Progression of Knowledge and Skills



History Curriculum Intent, Implementation and Impact

Intent

At St Mary's Church of England Primary School, we aim to provide a high-quality history curriculum which will inspire in pupils a curiosity and fascination about the world and its past, allowing them to become **successful** historians. We follow the Kapow History Scheme which supports pupils to have opportunities to **flourish** by exploring, investigating and interpreting Britain's past and that of the wider world.

Pupils are encouraged to ask perceptive questions, communicate their thoughts and ideas **confidently**, think critically whilst developing a sense of perspective and judgement. Our teaching enables pupils to develop knowledge and understanding of people and events from a range of historical periods and to develop a complex knowledge of local and national history and the history of the wider world. We use an interactive timeline from Kapow to enable children to gain a secure understanding of chronology.

Our history curriculum supports children in understanding people's lives, the **diversity** we have among our societies, the changing world, as well as developing their own sense of identity, becoming **caring, aspirational** and **responsible** citizens through learning about the past. We hope to develop pupils' understanding of how historians study the past and construct accounts and the skills to carry out their own historical enquiries. We want pupils to develop the confidence to think critically, ask questions, and be able to explain and analyse historical evidence.

In order to prepare pupils for their future learning in History, our scheme aims to introduce them to key substantive concepts including power, invasion, settlement and migration, empire, civilisation, religion, trade, achievements of humankind, society and culture. Kapow Primary's History scheme of work enables pupils to meet the end of Key stage attainment targets in the National curriculum and the aims also align with those set out in the National curriculum. For EYFS, the activities allow pupils to work towards the Understanding the world Development matters statements and Early learning goals, while also covering foundational knowledge that will support them in their further history learning in Key stage 1.



St Mary's Church of England Primary School

History Progression of Knowledge and Skills



Implementation

At St Mary's, we follow The Kapow Primary History scheme which emphasises the importance of historical knowledge being shaped by disciplinary approaches, as shown in the diagram below. These strands are interwoven through all our History units to create engaging and enriching learning experiences which allow the children to investigate history as historians do. Each six-lesson unit has a focus on chronology to allow children to explore the place in time of the period they are studying and make comparisons in other parts of the world. In EYFS, children explore the concept of history by reflecting on key experiences from their own past, helping them understand that they each have their own histories. Then, they engage in activities to compare and contrast characters from stories, including historical figures.

Children will further develop their awareness of the past in Key stage 1 and will know where people and events fit chronologically. This will support children in building a 'mental timeline' they can refer to throughout their learning in Key stage 2 and identifying connections, contrasts and trends over time. The Kapow Primary timeline supports children in developing this chronological awareness.

Over the course of the scheme, children develop their understanding of the following key disciplinary concepts:

- Change and continuity.
- Cause and consequence.
- Similarities and differences.
- Historical significance.
- Historical interpretations.
- Sources of evidence.

These concepts will be encountered in different contexts during the study of local, British and world history. Accordingly, children will have varied opportunities to learn how historians use these skills to analyse the past and make judgements. They will confidently develop and use their own historical skill set. As children progress through the Kapow scheme, they will create their own historical enquiries to study using sources and the skills they have developed.



St Mary's Church of England Primary School History Progression of Knowledge and Skills



Substantive concepts such as power, trade, invasion and settlement, are introduced in Key stage 1, clearly identified in Lower key stage 2 and revisited in Upper key stage 2 (see Progression of skills and knowledge) allowing knowledge of these key concepts to grow. These concepts are returned to in different contexts, meaning that pupils begin to develop an understanding of these abstract themes which are crucial to their future learning in History. The Kapow scheme follows the spiral curriculum model where previous skills and knowledge are returned to and built upon. For example, children progress by developing their knowledge and understanding of substantive and disciplinary concepts by experiencing them in a range of historical contexts and periods. History in Action videos explain the careers and work of those in history and heritage-related fields. Historians, archivists, archaeologists, museum curators, teachers and heritage experts discuss their love of history, how they became interested in the subject, how they got into their jobs and what their jobs involve.

Lessons are designed to be varied, engaging and hands-on, allowing children to experience the different aspects of an historical enquiry. In each lesson, children will participate in activities involving disciplinary and substantive concepts, developing their knowledge and understanding of Britain's role in the past and that of the wider world. Children will develop their knowledge of concepts and chronology as well as their in-depth knowledge of the context being studied.

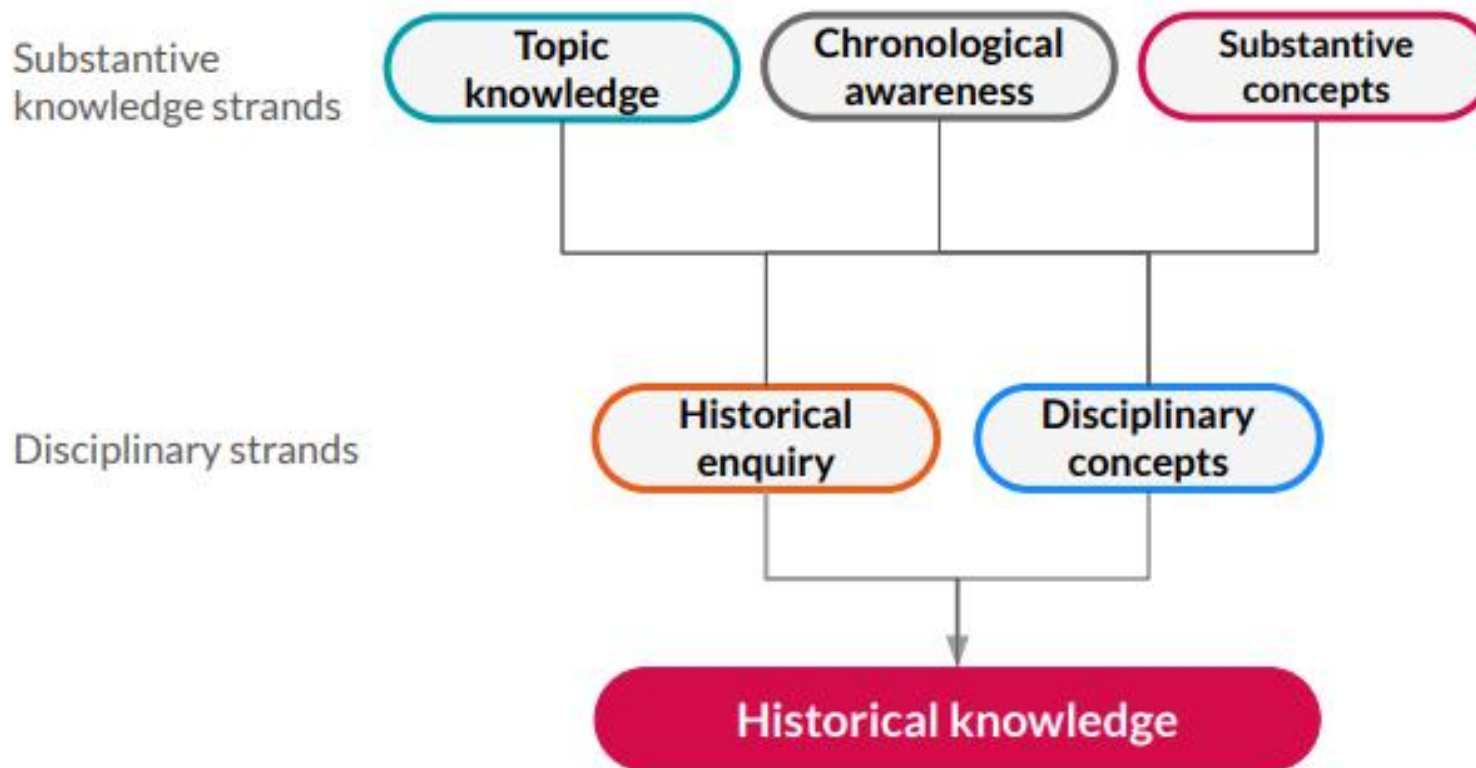
Guidance for how to adapt the teaching is available for every lesson to ensure that lessons can be accessed by all pupils and opportunities to stretch pupils' learning are available when required. Knowledge organisers for each unit support pupils in building a foundation of factual knowledge by encouraging recall of key facts, concepts and vocabulary.

Strong subject knowledge is vital for staff to be able to deliver a highly-effective and robust history curriculum. Each unit of lessons focuses on the key subject knowledge needed to deliver the curriculum, making links with prior learning and identifying possible misconceptions. Kapow has been created with the understanding that many teachers do not feel confident delivering the History curriculum and every effort has been made to ensure that they feel supported to deliver lessons of a high standard.

- History Display: Each class has a display which includes key knowledge and the big question linked to the class topic.
- Provision in EYFS: Children are given a secure grounding in the Prime Areas of learning, ensuring they have a good foundation on which to build through the specific areas, including Understanding the World. Areas of provision are enhanced to ensure vocabulary understanding and extension, and develop understanding of the past, present and the difference between the two.
- KS2 Corridor Timeline: Timeline includes key periods in time. This can be used as a teaching resource to help children understand and visualise chronology.
- Library: In our library there are a range of fiction and non-fiction books that relate to all topics covered throughout the school. Children can access these throughout the day and during History lessons to develop independence in their learning.



St Mary's Church of England Primary School
History Progression of Knowledge and Skills





St Mary's Church of England Primary School

History Progression of Knowledge and Skills



Impact

The impact of Kapow Primary's scheme can be constantly monitored through both formative and summative assessment opportunities. Each lesson includes guidance to support teachers in assessing pupils against the learning objectives. Furthermore, each unit has a skill catcher and knowledge assessment quiz which can be used at the end of the unit to provide a summative assessment.

After the implementation of Kapow Primary History, pupils should leave school equipped with a range of skills to enable them to succeed in their secondary education. They will be enquiring learners who ask questions and can make suggestions about where to find the evidence to answer the question. They will be critical and analytical thinkers who are able to make informed and balanced judgements based on their knowledge of the past.

The expected impact of following the Kapow History scheme of work is that children will:

- Know and understand the history of Britain, how people's lives have shaped this nation and how Britain has influenced and been influenced by the wider world.
- Develop an understanding of the history of the wider world, including ancient civilisations, empires, non-European societies and the achievements of mankind.
- Develop a historically-grounded understanding of substantive concepts - power, invasion, settlement and migration, civilisation, religion, trade, achievements of mankind and society.
- Form historical arguments based on cause and effect, consequence, continuity and change, similarity and differences.
- Have an appreciation for significant individuals, inventions and events that impact our world both in history and from the present day.
- Understand how historians learn about the past and construct accounts.
- Ask historically-valid questions through an enquiry-based approach to learning to create structured accounts.
- Explain how and why interpretations of the past have been constructed using evidence.



St Mary's Church of England Primary School History Progression of Knowledge and Skills



- Make connections between historical concepts and timescales.
- Meet the relevant Early Learning Goals at the end of EYFS (Reception) and the end of key stage expectations outlined in the National curriculum for History at the end of Key stage 1 and 2.

Subject Leader – Miss A Sayer



St Mary's Church of England Primary School

History Progression of Knowledge and Skills



EYFS

Understanding the World ELG: Past and Present

Children at the expected level of development will:

- Talk about the lives of the people around them and their roles in society.
- Know some similarities and differences between things in the past and now, drawing on their experiences and what has been read in class.
- Understand the past through settings, characters and events encountered in books read in class and storytelling.

KS1 National Curriculum Objectives

- Changes within living memory. Where appropriate, these should be used to reveal aspects of change in national life.
- Events beyond living memory that are significant nationally or globally.
- The lives of significant individuals in the past who have contributed to national and international achievements. Some should be used to compare aspects of life in different periods.
- Significant historical events, people and places in their own locality.

Pupils should develop an awareness of the past, using common words and phrases relating to the passing of time. They should know where the people and events they study fit within a chronological framework and identify similarities and differences between ways of life in different periods. They should use a wide vocabulary of everyday historical terms. They should ask and answer questions, choosing and using parts of stories and other sources to show that they know and understand key features of events. They should understand some of the ways in which we find out about the past and identify different ways in which it is represented.

KS2 National Curriculum Objectives

- Pre-Roman Britain - Pupils should be taught about changes in Britain from the Stone Age to the Iron Age.
- Roman Britain - Pupils should be taught about the Roman empire and its impact on Britain.
- Anglo-Saxons & Scots - Pupils should be taught about Britain's settlement by Anglo-Saxons and Scots.
- Anglo-Saxons & Vikings - Pupils should be taught about the Viking and Anglo-Saxon struggle for the Kingdom of England to the time of Edward the Confessor.
- Local History - Pupils should be taught about an aspect of local history.
- Extended chronological study - Pupils should be taught a study of an aspect or theme in British history that extends pupils' chronological knowledge beyond 1066.



St Mary's Church of England Primary School History Progression of Knowledge and Skills



- Ancient Civilizations - Pupils should be taught about the achievements of the earliest civilizations – an overview of where and when the first civilizations appeared and a depth study of one of the following: Ancient Sumer; The Indus Valley; Ancient Egypt; The Shang Dynasty of Ancient China.
- Ancient Greece - Pupils should be taught a study of Greek life and achievements and their influence on the western world.
- Non-European Study - Pupils should be taught about a non-European society that provides contrasts with British history - one study chosen from: early Islamic civilization, including a study of Baghdad c. AD 900; Mayan civilization c. AD 900; or Benin (West Africa) c. AD 900-1300

Pupils should continue to develop a chronologically secure knowledge and understanding of British, local and world history, establishing clear narratives within and across the periods they study. They should note connections, contrasts and trends over time and develop the appropriate use of historical terms. They should regularly address and sometimes devise historically valid questions about change, cause, similarity and difference, and significance. They should construct informed responses that involve thoughtful selection and organisation of relevant historical information. They should understand how our knowledge of the past is constructed from a range of sources



How is the History scheme of work organised?

Substantive knowledge strands

Topic knowledge

Gaining a rich knowledge of the current topic, time period, society or event being studied.

This knowledge is not included on the progression document because it is not always progressive. It is, however, important in widening pupils' Chronological awareness and understanding of **Substantive (abstract) concepts**.

Chronological awareness

Understanding language related to chronology
Building a mental timeline of the chronological order of periods

Developing awareness of general features of periods

Knowing particular dates and events

Substantive (abstract) concepts

Power (monarchy, government and empire)

Invasion, settlement and migration

Civilisation (social and cultural)

Tax and trade

Beliefs

Achievements and follies of mankind

Disciplinary strands

Disciplinary concepts

Change and continuity
Similarities and differences
Cause and consequence
Historical significance
Sources of evidence
Historical interpretations

Historical enquiry

Posing a historical question
Gathering, organising and evaluating evidence
Interpreting findings, analysing and making connections
Evaluating and drawing conclusions
Communicating findings



St Mary's Church of England Primary School

History Progression of Knowledge and Skills



Progression of knowledge

Chronological awareness

EYFS (Reception)	Year 1	Year 2
<p>To know that someone's age is the time since they were born.</p> <p>To know that they started life as a baby but have since grown and changed.</p> <p>To know that some people are older than others.</p> <p>To know that parents are older than children and grandparents are older than parents.</p> <p>To know some language for talking about the passing of time and events that have already happened, even if used inaccurately. (before, yesterday, last week, last year).</p>	<p>To know that a timeline shows the order events in the past happened.</p> <p>To know that we start by looking at 'now' on a timeline then look back.</p> <p>To know that 'the past' is events that have already happened.</p> <p>To know that 'the present' is time happening now.</p> <p>To know that within living memory is 100 years.</p> <p>To know that beyond living memory is more than 100 years ago.</p>	<p>To know that events in history may last different amounts of time.</p> <p>To know a decade is ten years.</p>

Lower Key stage 2	Upper Key stage 2
<p>To know that history is divided into periods of history e.g. ancient times, middle ages and modern.</p> <p>To know that we can use dates to work out the interval between periods of time and the duration of historical events or periods.</p> <p>To know that BC means 'before Christ' and is the term used to date the years before Jesus was born.</p> <p>To know that AD means Anno Domini and can be used to show years from the year 1AD.</p> <p>To know that prehistory is the period of time before written methods and stretches until the Roman invasion in AD43.</p> <p>To know that prehistory is divided into the Paleolithic, Mesolithic, Neolithic, Bronze Age and Iron Age.</p> <p>To know that the Stone Age, Bronze Age and Iron Age periods are named after the materials that were commonly used to make tools.</p> <p>To know that the Tudor period is the name of the period from 1485-1603 as this was when the Tudor family were the ruling family in England.</p> <p>To know that the Victorian period is the period 1833-1901 and roughly coincides with the years that Queen Victoria ruled.</p>	<p>To understand the term "century" and how dating by centuries works. (e.g. the 1500s are known as the 16th century)</p> <p>To know relevant dates and relevant terms for the period and period labels e.g. Stone Age, Bronze Age, Iron Age, Romans, Anglo-Saxons, Vikings, Romans, Tudors, Greeks, Aztecs, and Victorians.</p>



Progression of skills

Chronological awareness

EYFS (Reception)

Beginning to sequence events when describing them (e.g. daily routines, events in a story)

Recognising that some stories are set a long time ago.

Recognising significant dates for them (birthday).

Beginning to use common words and phrases for the passage of time, even if using inaccurately (e.g. yesterday, today, tomorrow, last week, "when I was in nursery...")

Recounting activities that happened in their past using photos as a prompt.

Year 1

Sequencing three or four events in their own life (e.g. birthday, starting school, starting Year 1).

Using common words and phrases for the passing of time (e.g. now, long ago, then, before, after).

Sequencing three or four artefacts/photographs from different periods of time.

Placing events on a simple timeline.

Recording on a timeline a sequence of historical stories heard orally.

Year 2

Sequencing up to six photographs, focusing on the intervals between events.

Placing events on a timeline, building on times studied in Year 1.

Beginning to recognise how long each event lasted.

Knowing where people/events studied fit into a chronological framework.



Progression of skills

Chronological awareness

Lower key stage 2

Sequencing events on a timeline, referring to times studied in KS1 to see where these fit in.

Understanding that history is divided into periods of history e.g. ancient times, middle ages and modern.

Using dates to work out the interval between periods of time and the duration of historical events or periods.

Using BC/AD/Century.

Sequencing eight to ten artefacts, historical pictures or events.

Beginning to develop a chronologically secure knowledge of local, British and world history across the periods studied.

Placing the time studied on a timeline.

Using dates and terms related to the unit and passing of time e.g. millennium, continuity and ancient.

Noticing connections over a period of time.

Making a simple individual timeline.

Upper key stage 2

Sequencing events on a timeline, comparing where it fits in with times studied in previous year groups.

Understanding the term "century" and how dating by centuries works.

Putting dates in the correct century.

Using the terms AD and BC in their work.

Using relevant dates and relevant terms for the period and period labels e.g. Stone Age, Bronze Age, Iron Age, Romans, Anglo-Saxons, Vikings, Romans, Tudors, Greeks, Aztecs, and Victorians

Developing a chronologically secure understanding of British, local and world history across the periods studied.

Placing the time, period of history and context on a timeline.

Relating current study on timeline to other periods of history studied.

Comparing and making connections between different contexts in the past.

Sequencing 10 events on a timeline.



St Mary's Church of England Primary School
History Progression of Knowledge and Skills



Progression of knowledge

Substantive (abstract) concepts

Sub-strand	EYFS (Reception)	Year 1	Year 2
Power (monarchy, government and empire)	To know that in fairytales kings/queens are usually important, powerful people who rule over others.	N/A	To know that a monarch in the UK is a king or queen. To begin to understand that power is exercised in different ways in different culture, times and groups e.g. monarchy. To know that Britain was organised into kingdoms and these were governed by monarchs.
Achievements and follies of mankind	To recognise some interests and achievements from their own lives and the lives of their families and friends.	To know some inventions that still influence their own lives today (e.g. toys - the invention of the teddy bear, electronic toys etc.) To know some achievements and discoveries of significant individuals (e.g. explorers).	To begin to identify achievements and inventions that still influence their own lives today (e.g. schools, travel). To know the legacy and contribution of some inventions (e.g. flight). To be aware of the achievements of significant individuals (e.g. those involved with the history of flight).



Progression of knowledge

Substantive (abstract) concepts

Sub-strand	Lower key stage 2	Upper key stage 2
<p>Power (monarchy, government and empire)</p>	<p>To understand the development of groups, kingdom and monarchy in Britain.</p> <p>To know who became the first ruler of the whole of England.</p> <p>To understand the expansion of empires and how they were controlled across a large empire.</p> <p>To understand that societal hierarchies and structures existed including aristocracy and peasantry.</p> <p>To understand some reasons why empires fall/collapse.</p>	<p>To understand how the monarchy exercised absolute power.</p> <p>To understand the process of democracy and parliament in Britain.</p> <p>To understand that different empires have different reasons for their expansion.</p> <p>To understand that there are changes in the nature of society.</p> <p>To know that there are different reasons for the decline of different empires.</p>
<p>Invasion, settlement and migration</p>	<p>To know that there were different reasons for invading Britain.</p> <p>To understand that there are varied reasons for coming to Britain.</p> <p>To know that there are different reasons for migration.</p> <p>To know that settlement created tensions and problems.</p> <p>To understand the impact of settlers on the existing population.</p> <p>To understand the earliest settlements in Britain.</p> <p>To know that settlements changed over time.</p>	<p>To understand there are increasingly complex reasons for migrants coming to Britain.</p> <p>To understand that migrants come from different parts of the world.</p> <p>To know about the diverse experiences of the different groups coming to Britain over time.</p>



St Mary's Church of England Primary School
History Progression of Knowledge and Skills



Progression of knowledge

Substantive (abstract) concepts

Sub-strand	Lower key stage 2	Upper key stage 2
Civilisation (social and cultural)	<p>To understand how invaders and settlers influence the culture of the existing population.</p> <p>To understand that society was organised in different ways in different cultures and times and consisted of different groups with different roles and lifestyles.</p> <p>To know that education existed in some cultures, times and groups.</p>	<p>To understand the changes and reasons for the organisation of society in Britain.</p> <p>To understand how society is organised in different cultures, times and groups.</p> <p>To be able to compare development and role of education in societies.</p> <p>To be able to compare education in different cultures, times and groups.</p> <p>To understand the changing role of women and men in Britain.</p> <p>To understand that there are differences between early and later civilisations.</p>
Trade	<p>To know that communities traded with each other and over the English Channel in the Prehistoric Period.</p> <p>To understand that trade began as the exchange of goods.</p> <p>To understand that trade routes existed between Britain in the Roman, Anglo-Saxon and Viking times.</p> <p>To understand that the Roman invasion led to a great increase in British trade with the outside world.</p> <p>To understand that trade develops in different times and ways in different civilisations.</p> <p>To understand that the traders were the rich members of society.</p>	<p>To know that trade routes from Britain expanded across the world.</p> <p>To understand that trading ships and centres (e.g. York) were a reason for the Vikings raiding Britain.</p> <p>To understand there was a race to discover new countries and that this resulted in new items to be traded in (e.g. silk, spices and precious metals).</p> <p>To understand that the expansion of trade routes increased the variety of goods available.</p> <p>To understand that the methods of trading developed from in person to boats, trains and planes.</p> <p>To understand the development of global trade.</p>



Progression of knowledge

Substantive (abstract) concepts

Sub-strand	Lower key stage 2	Upper key stage 2
Beliefs	<p>To understand that there are different beliefs in different cultures, times and groups.</p> <p>To know about paganism and the introduction of Christianity in Britain.</p> <p>To know how Christianity spread.</p> <p>To compare the beliefs in different cultures, times and groups.</p>	<p>To be aware of the different beliefs that different cultures, times and groups hold.</p> <p>To understand the changing nature of religion in Britain and its impact.</p> <p>To be aware of how different societies practise and demonstrate their beliefs.</p> <p>To be able to identify the impact of beliefs on society.</p>
Achievements and follies of mankind	<p>To be able to identify achievements and inventions that still influence our lives today from Roman times.</p> <p>To know the legacy and contribution of the Anglo-Saxons and Vikings to life today in Britain.</p> <p>To be aware that the achievements of ancient civilisations contributed to the development of technology, culture and science.</p>	<p>To understand that people in the past were as inventive and sophisticated in thinking as people today.</p> <p>To know that new and sophisticated technologies were advanced which allowed cities to develop.</p> <p>To understand the impact of war on local communities.</p> <p>To know some of the impacts of war on daily lives.</p>



St Mary's Church of England Primary School

History Progression of Knowledge and Skills



Progression of skills and knowledge

Disciplinary concepts

Sub-strand	EYFS (Reception)	Year 1	Year 2
Change and continuity	Being aware of changes that happen throughout the year (e.g. seasons, nature).	Being aware that some things have changed and some have stayed the same in their own lives. Describing simple changes and ideas/objects that remain the same. Understanding that some things change while other items remain the same and some are new.	Recognising some things which have changed / stayed the same as the past. Identifying simple reasons for changes.
	To know that the environment around us changes as time passes.	To know that people change as they grow older. To know that throughout someone's lifetime, some things will change and some things will stay the same. To know that everyday objects have changed over time.	To know that daily life has changed over time but that there are some similarities to life today.
Cause and consequence	Experiencing cause and effect in play - achieve through continuous provision.	Asking why things happen and beginning to explain why with support.	Asking questions about why people did things, why events happened and what happened as a result. Recognising why people did things, why events happened and what happened as a result.
	N/A	To know that everyday objects have changed as new materials have been invented.	To know that changes may come about because of improvements in technology.
Similarities and differences	Beginning to recognise similarities and differences between the past and today. Using photographs and stories to compare the past with the present day.	Beginning to look for similarities and differences over time in their own lives.	Identifying similarities and difference between ways of life at different times. Finding out about people, events and beliefs in society. Making comparisons with their own lives.
	N/A	To know that there are similarities and differences between their lives today and their lives in the past. To know some similarities and differences between the past and their own lives. To know that people celebrate special events in different ways. To know that everyday objects have similarities and differences with those used for the same purpose in the past.	To know that there are explanations for similarities and differences between children's lives now and in the past.



St Mary's Church of England Primary School

History Progression of Knowledge and Skills



Progression of skills and knowledge

Disciplinary concepts

Sub-strand	EYFS (Reception)	Year 1	Year 2
Historical significance	Recalling special people in their own lives.	Recalling special events in their own lives.	Discussing who was important in a historical event.
	To know the names of people that are significant to their own lives.	To know that some people and events are considered more 'special' or significant than others.	To know that some events are more significant than others. To know the impact of a historical event on society. To know that 'historically significant' people are those who changed many people's lives.
Sources of evidence	Using photographs and stories to compare the past with the present day. Using stories and non-fiction books to find out about life in the past.	Using artefacts, photographs and visits to museums to answer simple questions about the past. Finding answers to simple questions about the past using sources (e.g. artefacts). Sorting artefacts from then and now.	Using artefacts, photographs and visits to museums to ask and answer questions about the past. Making simple observations about a source or artefact. Using sources to show an understanding of historical concepts (see above). Identifying a primary source.
	To know that stories and books can tell us about the past.	To know that photographs can tell us about the past. To know that we can find out about the past by asking people who were there. To know that artefacts can tell us about the past. To know that we remember some (but not all) of the events that we have lived through.	To know that we can find out about how places have changed by looking at maps. To know that historians use evidence from sources to find out more about the past.
Historical interpretations	Recognising that different members of the class may notice different things in photographs from the past.	Beginning to identify different ways to represent the past (e.g. photos, stories). Developing their own interpretations from historical artefacts.	Recognising different ways in which the past is represented (including eye-witness accounts). Comparing pictures or photographs of people or events in the past. Developing their own interpretations from photographs and written sources.
	To begin to understand that the past can be represented in photographs and drawings.	To know that the past can be represented in photographs.	To know that the past is represented in different ways.



St Mary's Church of England Primary School
History Progression of Knowledge and Skills



Progression of skills and knowledge

Disciplinary concepts

Sub-strand	Lower key stage 2	Upper key stage 2
<p>Change and continuity</p>	<p>Identifying reasons for change and reasons for continuities.</p> <p>Identifying what the situation was like before the change occurred.</p> <p>Comparing different periods of history and identifying changes and continuity.</p> <p>Describing the changes and continuity between different periods of history.</p> <p>Identifying the links between different societies.</p> <p>To know that change can be brought about by advancements in transport and travel.</p> <p>To know that change can be brought about by advancements in materials.</p> <p>To know that change can be brought about by advancements in trade.</p>	<p>Making links between events and changes within and across different time periods / societies.</p> <p>Identifying the reasons for changes and continuity.</p> <p>Describing the links between main events, similarities and changes within and across different periods/studied.</p> <p>Describing the links between different societies.</p> <p>Explaining the reasons for changes and continuity using the vocabulary and terms of the period as well.</p> <p>Analysing and presenting the reasons for changes and continuity.</p> <p>To know that change can be brought about by conflict.</p> <p>To know that change can be traced using the census.</p>
<p>Cause and consequence</p>	<p>Identifying the consequences of events and the actions of people.</p> <p>Identifying reasons for historical events, situations and changes.</p> <p>To know that the actions of people can be the cause of change (eg. Lord Shaftesbury).</p> <p>To know that advancements in science and technology can be the cause of change.</p>	<p>Giving reasons for historical events, the results of historical events, situations and changes.</p> <p>Starting to analyse and explain the reasons for, and results of historical events, situations and change.</p> <p>To know that members of society standing up for their rights can be the cause of change.</p>



St Mary's Church of England Primary School

History Progression of Knowledge and Skills



Progression of skills and knowledge

Disciplinary concepts

Sub-strand	Lower key stage 2	Upper key stage 2
Similarities and differences	<p>Identifying similarities and differences between periods of history.</p> <p>Explaining similarities and differences between daily lives of people in the past and today.</p> <p>Identifying similarities and differences between social, cultural, religious and ethnic diversity in Britain and the wider world.</p>	<p>Describing similarities and differences between social, cultural, religious and ethnic diversity in Britain and the wider world.</p> <p>Making links with different time periods studied.</p> <p>Describing change throughout time.</p>
Historical significance	<p>Recalling some important people and events.</p> <p>Identifying who is important in historical sources and accounts.</p> <p>To know that significant archaeological findings are those which change how we see the past.</p> <p>To know that 'historically significant' events are those which changed many people's lives and had an impact for many years to come.</p>	<p>Identifying significant people and events across different time periods.</p> <p>Comparing significant people and events across different time periods.</p> <p>Explain the significance of events, people and developments.</p> <p>To know how historians select criteria for significance and that this changes.</p>
Sources of evidence	<p>Using a range of sources to find out about a period.</p> <p>Using evidence to build up a picture of a past event.</p> <p>Observing the small details when using artefacts and pictures.</p> <p>Identifying sources which are influenced by the personal beliefs of the author.</p> <p>To know that archaeological evidence can be used to find out about the past.</p> <p>To know that we can make inferences and deductions using images from the past.</p>	<p>Recognising primary and secondary sources.</p> <p>Using a range of sources to find out about a particular aspect of the past.</p> <p>Identifying bias in a source and identifying the value of the sources to historical enquiry and the limitations of sources.</p> <p>Describing how secondary sources are influenced by the beliefs, cultures and time of the author.</p> <p>To know that a census is carried out every ten years and is an official survey of the population which records every person living in a household on a specific date.</p> <p>To understand the types of information that can be extracted from the census.</p> <p>To understand that inventories are useful sources of evidence to find out about people from the past.</p> <p>To understand some of the key terms on the census, for example, scholar, ditto, occupation and marital status.</p> <p>To understand how to compare different census extracts by analysing the entries in individual columns.</p> <p>To know that the most reliable sources are primary sources which were created for official purposes.</p>



Progression of skills and knowledge

Disciplinary concepts

Sub-strand	Lower key stage 2	Upper key stage 2
<p>Historical interpretations</p>	<p>Identifying and giving reasons for different ways in which the past is represented.</p> <p>Identifying the differences between different sources and giving reasons for the ways in which the past is represented.</p> <p>Exploring different representations from the period e.g. archaeological evidence, museum evidence, cartoons and books.</p> <p>Evaluating the usefulness of different sources.</p> <p>To know that archaeological evidence has limitations: it does not give all the answers or tell us about the emotions of people from the past.</p> <p>To know that assumptions made by historians can change in the light of new evidence.</p>	<p>Comparing accounts of events from different sources.</p> <p>Suggesting explanations for different versions of events.</p> <p>Evaluating the usefulness of historical sources.</p> <p>Identifying how conclusions have been arrived at by linking sources.</p> <p>Developing strategies for checking the accuracy of evidence.</p> <p>Addressing and devising historically valid questions.</p> <p>Understanding that different evidence creates different conclusions.</p> <p>Evaluating the interpretations made by historians.</p> <p>To know that we must consider a source's audience, purpose, creator and accuracy to determine if it is a reliable source.</p> <p>To understand that there are different interpretations of historical figures and events.</p>



St Mary's Church of England Primary School
History Progression of Knowledge and Skills



Progression of skills

Historical enquiry

Sub-strand	EYFS (Reception)	Year 1	Year 2
Posing historical questions	Asking questions about the differences they can see in photographs or images (in stories) that represent the past.	Asking how and why questions based on stories, events and people. Asking questions about sources of evidence (e.g. artefacts).	Asking a range of questions about stories, events and people. Understanding the importance of historically-valid questions.
Gathering, organising and evaluating evidence	Making simple observations about the past from photographs and images.	Using sources of information, such as artefacts, to answer questions. Drawing out information from sources. Making simple observations about the past from a source.	Understanding how we use books and sources to find out about the past. Using a source to answer questions about the past. Evaluating the usefulness of sources to a historical enquiry. Selecting information from a source to answer a question. Identifying a primary source.



St Mary's Church of England Primary School
History Progression of Knowledge and Skills



Progression of skills

Historical enquiry

Sub-strand	EYFS (Reception)	Year 1	Year 2
Interpreting findings, analysing and making connections	Making simple observations about the past from photographs and images.	<p>Interpreting evidence by making simple deductions .</p> <p>Making simple inferences and deductions from sources of evidence.</p> <p>Describing the main features of concrete evidence of the past or historical evidence (e.g. pictures, artefacts and buildings).</p>	<p>Making links and connections across a unit of study.</p> <p>Selecting and using sections of sources to illustrate and support answers.</p>
Evaluating and drawing conclusions	Deciding whether photographs or images (e.g. from stories) depict the past.	Drawing simple conclusions to answer a question.	Making simple conclusions about a question using evidence to support.
Communicating findings	Communicating findings by pointing to images and using simple language to explain their thoughts.	<p>Communicating findings through discussion and timelines with physical objects/ pictures.</p> <p>Using vocabulary such as - old, new, long time ago.</p> <p>Discussing and writing about past events or stories in narrative or dramatic forms.</p> <p>Expressing a personal response to a historical story or event. (e.g. Saying, writing or drawing what they think it felt like in response to a historical story or event.)</p>	<p>Communicating answers to questions in a variety of ways, including discussion, drama and writing (labelling, simple recount).</p> <p>Using relevant vocabulary in answers.</p> <p>Describing past events and people by drawing or writing.</p> <p>Expressing a personal response to a historical story or event through discussion, drawing our writing.</p>



Progression of skills

Historical enquiry

Sub-strand	Lower key stage 2	Upper key stage 2
Posing historical questions	<p>Understanding how historical enquiry questions are structured.</p> <p>Creating historically-valid questions across a range of time periods, cultures and groups of people.</p> <p>Asking questions about the main features of everyday life in periods studied, e.g. how did people live.</p> <p>Creating questions for different types of historical enquiry.</p> <p>Asking questions about the bias of historical evidence.</p>	<p>Planning a historical enquiry.</p> <p>Suggesting the evidence needed to carry out the enquiry.</p> <p>Identifying methods to use to carry out the research.</p> <p>Asking historical questions of increasing difficulty e.g. who governed, how and with what results?</p> <p>Creating a hypothesis to base an enquiry on.</p> <p>Asking questions about the interpretations, viewpoints and perspectives held by others.</p>
Gathering, organising and evaluating evidence	<p>Using a range of sources to construct knowledge of the past.</p> <p>Defining the terms 'source' and 'evidence'.</p> <p>Extracting the appropriate information from a historical source.</p> <p>Selecting and recording relevant information from a range of sources to answer a question.</p> <p>Identifying primary and secondary sources.</p> <p>Identifying the bias of a source.</p> <p>Comparing and contrasting different historical sources.</p>	<p>Using different sources to make and substantiate historical claims.</p> <p>Developing an awareness of the variety of historical evidence in different periods of time.</p> <p>Distinguishing between fact and opinion.</p> <p>Recognising 'gaps' in evidence.</p> <p>Identifying how sources with different perspectives can be used in a historical enquiry.</p> <p>Using a range of different historical evidence to dispute the ideas, claims or perspectives of others.</p> <p>Considering a range of factors when discussing the reliability of sources, e.g. audience, purpose, accuracy, the creators of the source.</p>



St Mary's Church of England Primary School

History Progression of Knowledge and Skills



Progression of skills

Historical enquiry

Sub-strand	Lower key stage 2	Upper key stage 2
<p>Interpreting findings, analysing and making connections</p>	<p>Understanding that there are different ways to interpret evidence.</p> <p>Interpreting evidence in different ways.</p> <p>Understanding and making deductions from documentary as well as concrete evidence e.g. pictures and artefacts.</p> <p>Making links and connections across a period of time, cultures or groups.</p> <p>Asking the question "How do we know?"</p>	<p>Interpreting evidence in different ways using evidence to substantiate statements.</p> <p>Making increasingly complex interpretations using more than one source of evidence.</p> <p>Challenging existing interpretations of the past using interpretations of evidence.</p> <p>Making connections, drawing contrasts and analysing within a period and across time.</p> <p>Beginning to interpret simple statistical sources.</p>
<p>Evaluating and drawing conclusions</p>	<p>Understanding that there may be multiple conclusions to a historical enquiry question.</p> <p>Reaching conclusions that are substantiated by historical evidence.</p> <p>Recognising similarities and differences between past events and today.</p>	<p>Reaching conclusions which are increasingly complex and substantiated by a range of sources.</p> <p>Evaluating conclusions and identifying ways to improve conclusions.</p>
<p>Communicating findings</p>	<p>Communicating knowledge and understanding through discussion, debates, drama, art and writing.</p> <p>Constructing answers using evidence to substantiate findings.</p> <p>Identifying weaknesses in historical accounts and arguments.</p> <p>Creating a simple imaginative reconstruction of a past event using the evidence available to draw, model, dramatise, write or retell the story.</p> <p>Creating a structured response or narrative to answer a historical enquiry.</p> <p>Describing past events orally or in writing, recognising similarities and differences with today.</p>	<p>Communicating knowledge and understanding in an increasingly diverse number of ways, including discussion, debates, drama, art, writing, blog posts and podcasts.</p> <p>Showing written and oral evidence of continuity and change as well as indicting simple causation.</p> <p>Using historical evidence to create an imaginative reconstruction exploring the feelings of people from the time.</p> <p>Constructing structured and organised accounts using historical terms and relevant historical information from a range of sources.</p> <p>Constructing explanations for past events using cause and effect.</p> <p>Using evidence to support and illustrate claims.</p>








St Mary's Church of England Primary School

History Progression of Knowledge and Skills



The St Marys Church of England Primary School Values linked to History

Peace	Friendship	Respect	Trust	Perseverance
				
Using knowledge to find similarities and differences through different time periods.	Develop our own sense of identify through learning about significant people and events of the past.	Respect the ideas of others and communicate my thoughts and ideas confidently and respectfully.	Trust in myself that I can achieve and make a difference.	Keep trying when skills are challenging.
Become responsible citizens through learning about the past.	Working together and collaborating to develop knowledge and understanding.	Understand the importance of our own responsibility to respect the past.	Trust that my knowledge will give me confidence to inspire others.	Develop my critical thinking skills when learning about significant people and events of the past.
Ask perceptive questions to broaden my understanding of the past.	Understand how people lived in the past and how it has shaped our world today.	Respect other diverse cultures and societies across the world.	Trust that I can undertake high quality research to inform myself and others.	Aspire to be a fantastic historian.