






St Mary's Church of England Primary School


Home Learning

I would love to see your work from this week! If you would like to email me pictures of your work or fun things you have been up to at home, my email address is kloges@stmarysprimary.net

Class 5	Monday 4.5.2020	Tuesday 5.5.2020	Wednesday 6.5.2020	Thursday 7.5.2020	Friday 8.5.2020																																								
Reading	Read every day to enhance your reading skills. Remember, reading does not just have to be books, it could be comics, online or newspapers. 10-15 minutes minimum per day. https://readon.myon.co.uk/library/browse.html is a great website for online reading!																																												
English	<p>Spelling Practise: Rainbow Words! First, write your spelling words in pencil. Trace over the words 5 times using a different coloured pen/pencil each time.</p> <table border="0" style="width: 100%;"> <tr> <td style="background-color: #ffff00; padding: 2px;">bargain</td> <td style="background-color: #ffff00; padding: 2px;">communicate</td> </tr> <tr> <td style="background-color: #ffff00; padding: 2px;">bruise</td> <td style="background-color: #ffff00; padding: 2px;">community</td> </tr> <tr> <td style="background-color: #ffff00; padding: 2px;">category</td> <td style="background-color: #ffff00; padding: 2px;">competition</td> </tr> <tr> <td style="background-color: #ffff00; padding: 2px;">cemetery</td> <td style="background-color: #ffff00; padding: 2px;">conscience</td> </tr> <tr> <td style="background-color: #ffff00; padding: 2px;">committee</td> <td style="background-color: #ffff00; padding: 2px;">conscious</td> </tr> </table> <p>Lesson Activity: Complete the adjective detective activity. https://www.childrensuniversity.mancheste</p>	bargain	communicate	bruise	community	category	competition	cemetery	conscience	committee	conscious	<p>Spelling Practise: Fancy Letters! Write out each spelling work using fancy writing.</p> <table border="0" style="width: 100%;"> <tr> <td style="background-color: #ffff00; padding: 2px;">bargain</td> <td style="background-color: #ffff00; padding: 2px;">communicate</td> </tr> <tr> <td style="background-color: #ffff00; padding: 2px;">bruise</td> <td style="background-color: #ffff00; padding: 2px;">community</td> </tr> <tr> <td style="background-color: #ffff00; padding: 2px;">category</td> <td style="background-color: #ffff00; padding: 2px;">competition</td> </tr> <tr> <td style="background-color: #ffff00; padding: 2px;">cemetery</td> <td style="background-color: #ffff00; padding: 2px;">conscience</td> </tr> <tr> <td style="background-color: #ffff00; padding: 2px;">committee</td> <td style="background-color: #ffff00; padding: 2px;">conscious</td> </tr> </table> <p>Lesson Activity: Where in the world would you like to visit? What do you imagine this place to be like?</p>	bargain	communicate	bruise	community	category	competition	cemetery	conscience	committee	conscious	<p>Spelling Practise: Backwards Words! Write out your spelling words forwards then backwards.</p> <table border="0" style="width: 100%;"> <tr> <td style="background-color: #ffff00; padding: 2px;">bargain</td> <td style="background-color: #ffff00; padding: 2px;">communicate</td> </tr> <tr> <td style="background-color: #ffff00; padding: 2px;">bruise</td> <td style="background-color: #ffff00; padding: 2px;">community</td> </tr> <tr> <td style="background-color: #ffff00; padding: 2px;">category</td> <td style="background-color: #ffff00; padding: 2px;">competition</td> </tr> <tr> <td style="background-color: #ffff00; padding: 2px;">cemetery</td> <td style="background-color: #ffff00; padding: 2px;">conscience</td> </tr> <tr> <td style="background-color: #ffff00; padding: 2px;">committee</td> <td style="background-color: #ffff00; padding: 2px;">conscious</td> </tr> </table> <p>Lesson Activity: Using your work from yesterday, in your home learning books, write a description about the place you would like to visit. However, you cannot use the name of</p>	bargain	communicate	bruise	community	category	competition	cemetery	conscience	committee	conscious	<p>Spelling Test: See if you can get someone in your family to test you on these spellings! What was your score?</p> <table border="0" style="width: 100%;"> <tr> <td style="background-color: #ffff00; padding: 2px;">bargain</td> <td style="background-color: #ffff00; padding: 2px;">communicate</td> </tr> <tr> <td style="background-color: #ffff00; padding: 2px;">bruise</td> <td style="background-color: #ffff00; padding: 2px;">community</td> </tr> <tr> <td style="background-color: #ffff00; padding: 2px;">category</td> <td style="background-color: #ffff00; padding: 2px;">competition</td> </tr> <tr> <td style="background-color: #ffff00; padding: 2px;">cemetery</td> <td style="background-color: #ffff00; padding: 2px;">conscience</td> </tr> <tr> <td style="background-color: #ffff00; padding: 2px;">committee</td> <td style="background-color: #ffff00; padding: 2px;">conscious</td> </tr> </table> <p>Lesson Activity: Below the timetable is a literacy adjective worksheet. In your home learning books, rewrite and improve the sentences by</p>	bargain	communicate	bruise	community	category	competition	cemetery	conscience	committee	conscious	<p>Bank Holiday</p>
bargain	communicate																																												
bruise	community																																												
category	competition																																												
cemetery	conscience																																												
committee	conscious																																												
bargain	communicate																																												
bruise	community																																												
category	competition																																												
cemetery	conscience																																												
committee	conscious																																												
bargain	communicate																																												
bruise	community																																												
category	competition																																												
cemetery	conscience																																												
committee	conscious																																												
bargain	communicate																																												
bruise	community																																												
category	competition																																												
cemetery	conscience																																												
committee	conscious																																												

	<p>r.ac.uk/learning-activities/languages/words/adjective-detective/</p> <p>In your home learning books, write down the adjective alphabet. Next to each letter of the alphabet, write an adjective that starts with that letter and draw a picture to represent it. For example: A – artistic  B – bouncy  C – crinkled </p>	<p>In your home learning books, create a mind map that includes everything about the place you want to visit. You may write down beach, ocean, park, water slide, swimming pool, ice cream.</p> <p>Next to each word on your mind map, write an adjective that could be used to describe it. For example, if you wrote down ocean you could use the adjective calm to describe the ocean.</p> <p>Below your mind map, write down a few sentences to describe your place using adjectives. Make sure you underline the adjectives in your sentence.</p>	<p>the place you would like to visit! Underline all the adjectives you have used in your writing. Challenge: can you use 10 adjectives?</p> <p>Draw a picture of your place you would like to visit under your description.</p> <p>I would love to read your descriptions and see your pictures! Send a picture of your writing to my email. kloges@stmarysprimary.net</p>	<p>adding in powerful adjectives to describe each noun.</p> <p>If you want to challenge yourself further, instead of just adding adjectives, add other grammatical features too. Maybe create a relative clause or include adverbs as well.</p>	
--	--	--	--	---	--

<p>Mathematics</p>	<p>Warm Up Activity: Learn your times tables! Select a times table to practise and follow the 5-step plan. Did you get your times table diploma? https://www.timestables.co.uk/</p> <p>Lesson Activity: https://www.bbc.co.uk/bitesize/tags/zhgppg8/year-5-and-p6-lessons/1</p> <p>Find the maths for the date today: Monday 4th – Area model/Grid method.</p> <p>There will be a learning video to watch and information for you to read. There may be activities or worksheets which you can click on and write the answers to the questions in your home learning books then self-mark.</p>	<p>Warm Up Activity: Learn your times tables! Play hit the button. What was your score? https://www.topmarks.co.uk/maths-games/hit-the-button</p> <p>Lesson Activity: https://www.bbc.co.uk/bitesize/tags/zhgppg8/year-5-and-p6-lessons/1</p> <p>Find the maths for the date today: Tuesday 5th – Multiplication using the formal method up to 4 digits x 2 digits.</p> <p>There will be a learning video to watch and information for you to read. There may be activities or worksheets which you can click on and write the answers to the questions in your home learning books then self-mark.</p>	<p>Warm Up Activity: Learn your times tables! Complete the questions on the worksheet in your home learning books. https://cdn.oxfordowl.co.uk/2020/03/13/10/56/25/07f755c1-90fe-4220-9be7-c6593ff41b23/BondSATsS_kills_TimesTables_Unit7.pdf</p> <p>Lesson Activity: https://www.bbc.co.uk/bitesize/tags/zhgppg8/year-5-and-p6-lessons/1</p> <p>Find the maths for the date today: Wednesday 6th – Short division with remainders.</p> <p>There will be a learning video to watch and information for you to read. There may be activities or worksheets which you can click on and write the answers to the questions in your home learning books then self-mark.</p>	<p>Warm Up Activity: Speed test! Remember to select all tables for a challenge! What was your score this week? https://www.timestables.co.uk/speed-test/</p> <p>Lesson Activity: https://www.bbc.co.uk/bitesize/tags/zhgppg8/year-5-and-p6-lessons/1</p> <p>Find the maths for the date today: Thursday 7th – Measure and calculate perimeter.</p> <p>There will be a learning video to watch and information for you to read. There may be activities or worksheets which you can click on and write the answers to the questions in your home learning books then self-mark.</p>	
--------------------	--	--	---	---	--

Other Subjects	<p>PSHE and Citizenship</p> <p>Watch the learning clip. https://www.bbc.co.uk/bitesize/clips/zq3q6fr</p> <p>Create a poster in your home learning books or on a piece of paper about why people should recycle.</p>	<p>Art</p> <p>On your daily exercise, collect a large pebble or stone.</p> <p>On your stone, paint or draw a picture of something that makes you happy. Here are some examples:</p>  <p>I would love to see your pebble paintings! Send a picture of you holding your pebble to my email: kloges@stmarysprimary.net</p>	<p>Science</p> <p>Complete the activity to label and find out about each part of a flower.</p> <p>https://www.sciencekids.co.nz/gamesactivities/lifecycle.html</p> <p>In your home learning books, draw a picture of a flower and label the key parts. Write a sentence next to each label to explain what its job is.</p>	<p>Computing</p> <p>Practise your typing skills! https://www.typingclub.com/</p>	
Thinking Time	<p>I wonder how you can be joyful today and share joy with others?</p> <p>I wonder if you could have a little party at home, play some party games or dance to some music?</p>	<p>Some families are making lists of things that bring them joy, things that they want to do when lockdown is over. What things would you put in your jar?</p> <p>Why don't you start one with your family?</p>	<p>What could you do today to be kind to others?</p>	<p>Tonight at 8pm lots of people all over the country clap outside their windows and doors. Do you take part in the clap? What/who are we clapping for? Why?</p>	

<p>Exercise and break times</p>	<p>Try out the exercise alphabet challenge below the timetable!</p> <p>Get yourself moving! Try to complete a Joe Wicks or Go noodle workout once a day. https://family.gonoodle.com/ https://www.youtube.com/channel/UCAxW1XT0iEJo0TYIRfn6rYQ</p> <p>Chill out and relax by trying one of these children's yoga videos. https://www.youtube.com/user/CosmicKidsYoga</p>	<p>Try out the exercise alphabet challenge below the timetable!</p> <p>Get yourself moving! Try to complete a Joe Wicks or Go noodle workout once a day. https://family.gonoodle.com/ https://www.youtube.com/channel/UCAxW1XT0iEJo0TYIRfn6rYQ</p> <p>Chill out and relax by trying one of these children's yoga videos. https://www.youtube.com/user/CosmicKidsYoga</p>	<p>Try out the exercise alphabet challenge below the timetable!</p> <p>Get yourself moving! Try to complete a Joe Wicks or Go noodle workout once a day. https://family.gonoodle.com/ https://www.youtube.com/channel/UCAxW1XT0iEJo0TYIRfn6rYQ</p> <p>Chill out and relax by trying one of these children's yoga videos. https://www.youtube.com/user/CosmicKidsYoga</p>	<p>Try out the exercise alphabet challenge below the timetable!</p> <p>Get yourself moving! Try to complete a Joe Wicks or Go noodle workout once a day. https://family.gonoodle.com/ https://www.youtube.com/channel/UCAxW1XT0iEJo0TYIRfn6rYQ</p> <p>Chill out and relax by trying one of these children's yoga videos. https://www.youtube.com/user/CosmicKidsYoga</p>	
---------------------------------	---	---	---	---	--

Literacy Adjective Worksheet

Rewrite and improve these sentences by using powerful adjectives to describe each noun.

1. The lady was sitting in a chair.

2. My mum had a haircut.

3. The weather on the beach was blustery.

4. Lorna got a new puppy.

5. The story written by Fred was good.

6. We got on the coach to go on our school trip.

7. Miss Riley always tells jokes.

8. The birds played with their toys inside the cage.



Websites you may want to explore

Maths:

<https://www.topmarks.co.uk/maths-games/7-11-years/ordering-and-sequencing-numbers>

<https://www.timestables.co.uk/>

<https://www.arcademics.com/>

<https://www.oxfordowl.co.uk/for-home/kids-activities/times-table-activities/>

<https://www.bbc.co.uk/bitesize/subjects/z826n39>

English:

<https://www.worldofdavidwalliams.com/elevenses/>

<https://www.topmarks.co.uk/english-games/7-11-years/spelling-and-grammar>

<http://www.crickweb.co.uk/ks2literacy.html>

<https://www.bbc.co.uk/bitesize/subjects/zv48q6f>

Other Subjects:

<https://www.bbc.co.uk/bitesize/tags/zhgppg8/year-5-lessons/1>

<https://www.youtube.com/user/crashcoursekids>

<https://www.nasa.gov/kidsclub/index.html>

<https://www.bbc.co.uk/bitesize/levels/zbr9wmn>

<https://www.typingclub.com/>

<https://studio.code.org/s/coursee-2019>

<http://www.sciencekids.co.nz/gamesactivities.html>

<https://primarygamesarena.com/Subjects>

<https://www.youtube.com/channel/UC5XMF3Inoi8R9nSI8ChOsdQ>

Exercise Alphabet!

Complete the exercises to spell out your name!

For an extra challenge you may want to include your last name and/or your middle name!

A – 20 high knees

N – 30 second plank

B – 30 second plank

O – 20 hops (10 each leg)

C – 10 star jumps

P – 20 second sprint

D – 10 squats

Q – 30 second heel kicks

E – 20 hops

R – 10 star jumps

F – 20 second sprint

S – 20 lunges

G – 25 jumping jacks

T – 10 high jumps

H – 20 big arm circles

U – 20 high knees

I – 30 second skip

V – 10 sit down stand ups

J – 20 lunges

W – 20 second climb rope

K – 20 arm circles

X – 10 squats

L – 10 high jumps

Y – 30 second skip

M – 10 sit down stand ups

Z – 20 hops (10 each leg)